



ARIB STD-B62
Version 1.0-E1

ENGLISH TRANSLATION

MULTIMEDIA CODING SPECIFICATION FOR DIGITAL BROADCASTING (SECOND GENERATION)

ARIB STANDARD

ARIB STD-B62 Version 1.0 (Fascicle 1)

Version 1.0 July 31, 2014

Association of Radio Industries and Businesses

General Notes to the English Translation of ARIB Standards and Technical Reports

1. Notes on Copyright

- The copyright of this document is ascribed to the Association of Radio Industries and Businesses (ARIB).
- All rights reserved. No part of this document may be reproduced, stored in a retrieval system or transmitted, in any form or by any means, without the prior written permission of ARIB.

2. Notes on English Translation

- ARIB Standards and Technical Reports are usually written in Japanese. This document is a translation into English of the original document for the purpose of convenience of users. If there are any discrepancies in the content, expressions, etc. between the original document and this translated document, the original document shall prevail.
- ARIB Standards and Technical Reports, in the original language, are made publicly available through web posting. The original document of this translation may have been further revised and therefore users are encouraged to check the latest version at an appropriate page under the following URL:
<http://www.arib.or.jp/english/index.html>.

Foreword

The Association of Radio Industries and Businesses (ARIB) investigates and summarizes the basic technical requirements for various radio systems in the form of “ARIB Standards”. These standards are developed with the participation of and through discussions amongst radio equipment manufacturers, telecommunication operators, broadcasting equipment manufacturers, broadcasters and users.

ARIB Standards include “government technical regulations” (mandatory standard) that are set for the purpose of encouraging effective use of frequency and preventing interference with other spectrum users, and “private technical standards” (voluntary standards) that are defined in order to ensure compatibility and adequate quality of radio equipment and broadcasting equipment as well as to offer greater convenience to radio equipment manufacturers, telecommunication operators, broadcasting equipment manufacturers, broadcasters and users.

This ARIB Standard is developed for “MULTIMEDIA CODING SPECIFICATION FOR DIGITAL BROADCASTING (SECOND GENERATION)”. In order to ensure fairness and transparency in the defining stage, the standard was set by consensus at the ARIB Standard Assembly with the participation of both domestic and foreign interested parties from radio equipment manufacturers, telecommunication operators, broadcasting equipment manufacturers, broadcasters and users.

ARIB sincerely hopes that this ARIB Standard will be widely used by radio equipment manufacturers, telecommunication operators, broadcasting equipment manufacturers, broadcasters and users.

NOTE:

Although this ARIB Standard contains no specific reference to any Essential Industrial Property Rights relating thereto, the holders of such Essential Industrial Property Rights state to the effect that the rights listed in the Attachment 1 and 2, which are the Industrial Property Rights relating to this standard, are held by the parties also listed therein, and that to the users of this standard, in the case of Attachment 1, such holders shall not assert any rights and shall unconditionally grant a license to practice such Industrial Property Rights contained therein, and in the case of Attachment 2, the holders shall grant, under reasonable terms and conditions, a non-exclusive and non-discriminatory license to practice the Industrial Property Rights contained therein. However, this does not apply to anyone who uses this ARIB Standard and also owns and lays claim to any other Essential Industrial Property Rights of which is covered in whole or part in the contents of the provisions of this ARIB Standard.

ARIB STD-B62
Version 1.0-E1

Attachment 1
(N/A)

(Selection of Option 1)

Attachment 2

(Selection of Option 2)

Patent Holder	Name of Patent	Registration No./ Application No.	Remarks
Sony Corporation	Submitted comprehensive confirmation of patents for ARIB STD-B62 Ver1.0 ^{Note1}		
Sharp Corporation	Submitted comprehensive confirmation of patents for ARIB STD-B62 Ver1.0 ^{Note1}		

Note 1 : Valid for ARIB STD-B62 Ver1.0 (received on July 24, 2014)

TOTAL CONTENTS

Volume 1 (Fascicle 1) Data Coding Scheme

Foreword

Part 1 Reference Model for Multimedia Coding Scheme

Part 2 Monomedia Coding

Part 3 Coding of Closed Caption and Superimpose

Volume 2 (Fascicle 2) Specification for Multimedia Coding Scheme

Foreword

Specification for Multimedia Coding Scheme

VOLUME 1

Data Coding Scheme

Part 1 Reference Model for Multimedia Coding Scheme

Contents

Chapter 1: General Terms	3
1.1 Purpose.....	3
1.2 Scope.....	3
1.3 References	3
1.3.1 Normative references	3
1.3.2 Informative references	3
1.4 Terms, definitions and abbreviations	3
1.4.1 Definitions.....	3
1.4.2 Abbreviations.....	4
Chapter 2: System.....	5
Chapter 3: Protocol	7
Chapter 4: Application Model for Multimedia Application	9
Chapter 5: Receiver.....	10
5.1 Functions for Broadcast and Broadband.....	10
5.2 Presentation Function	11
5.3 Decoding Process and Display.....	13
Chapter 6: Presentation Process	15
6.1 Coordinates and Composition	15
6.1.1 Configuration of each plane	15
6.1.2 Plane and Layout Configuration.....	15
6.2 Colorimetry	17
6.2.1 Harmonization of color space	17
6.2.2 Conversion from a color space defined in the Rec. ITU-R BT.709 to a color space defined in the Rec. ITU-R BT.2020	17
6.3 Composition between Planes.....	19

<Blank Page>

Chapter 1: General Terms

1.1 Purpose

This part of the standard defines a reference model for the second generation multimedia coding scheme for advanced broadband satellite digital broadcasting specified as the Japanese standard specifications.

1.2 Scope

This part of the standard defines a reference model for multimedia coding scheme for advanced broadband satellite digital broadcasting.

1.3 References

1.3.1 Normative references

The latest version is used if a specific version is not specified for any of the following documents and recommendations that are listed as normative references below. A specific version is used if it is specified for a normative reference; however, users of this standard are encouraged to investigate the possibility of applying the most recent version of the normative references.

[1] IPTVFJ STD-0010 "Integrated Broadcast-Broadband System Specification"

1.3.2 Informative references

[1] ARIB STD-B10 "Service Information for Digital Broadcasting System"

[2] ARIB STD-B24 "Data Coding and Transmission Specification for Digital Broadcasting"

[3] ARIB STD-B32 "Video Coding, Audio Coding and Multiplexing Specifications for Digital Broadcasting"

[4] ARIB STD-B60 "MMT-based Media Transport Scheme in Digital Broadcasting Systems"

1.4 Terms, definitions and abbreviations

1.4.1 Definitions

This standard defines following terms.

Term	Definition
Logical coordinate	A logical coordinate system for a receiver's decoder model in a presentation process. Each plane has its own logical coordinate.
Display coordinate	A coordinate system for displaying on the display.
Reference model	A model to be referred to as the standard for a system, protocol, receiver, and presentation process etc., in the specifications for the multimedia coding scheme and transmission systems.
α blending	A technique of mixing images whose transparency is controlled by the α value.
Colorimetry	Specifications for color reproduction.
Plane	Display screen to display monomedia and multimedia contents.

Monomedia	Independent media element, such as video, still picture, figure, audio and character, that can be presented using only its own data without referring to other media.
Closed caption	Textual information service of TV broadcasting to provide information related to video content. Closed captions are sometimes super imposed over video content.
Super impose	Subtitling service that is not related to the main video, audio or data, e.g., news flash, program remarks, warning, time signal, etc.
Real time presentation element	Monomedia that has time constraint in decoding and presenting, e.g., video, audio, closed captions, and super impose.

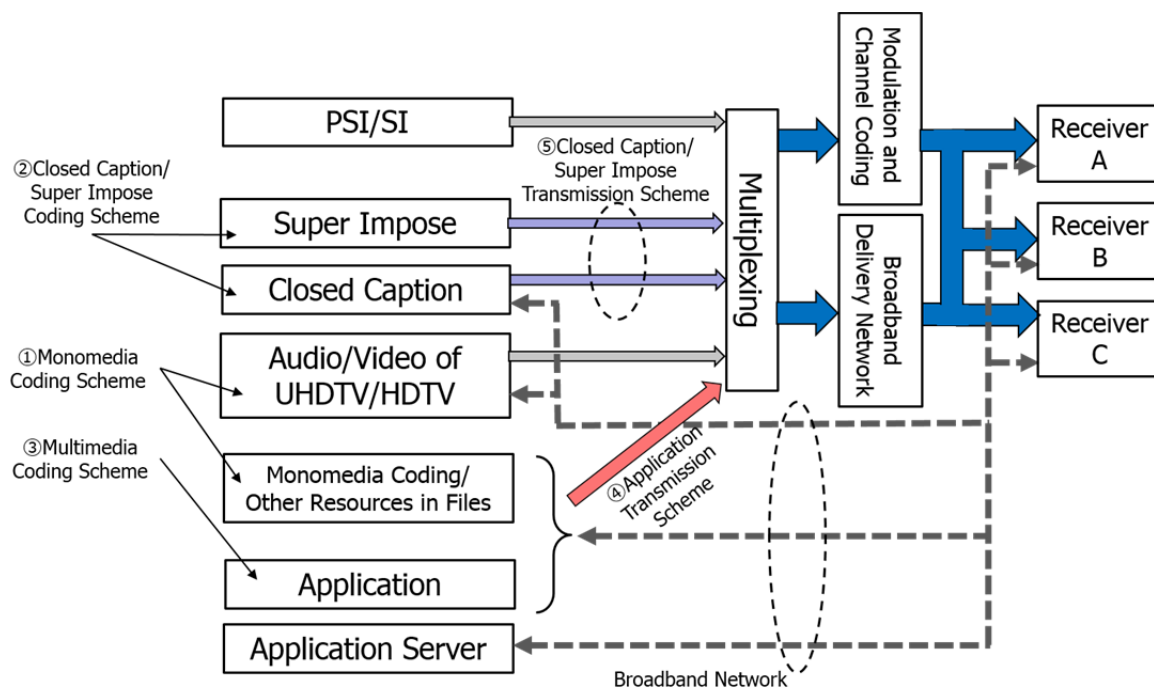
1.4.2 Abbreviations

AAC	Advanced Audio Coding
AIT	Application Information Table
ALS	Audio Lossless Coding
HEVC	High Efficiency Video Coding
HTTP	Hyper Text Transfer Protocol
LCT	Layout Configuration Table
MMT	MPEG Media Transport
MPEG-DASH	MPEG Dynamic Adaptive Streaming over HTTP
NTP	Network Time Protocol
RTP	Real-time Transport Protocol
TMCC	Transmission and Multiplexing Configuration and Control
TTML	Timed Text Markup Language
TTS	Time stamped TS
UHDTV	Ultra High Definition TV

Chapter 2: System

It is required to define some interfaces from sending through receiving data in broadcast chain in order to provide multimedia broadcasting services. Specifications for receivers are also necessary to enable viewers to receive transmitted data and enjoy the service as the sender intended. Based on the perspective described above, this chapter defines the reference model for the entire system that is related to multimedia broadcasting via the advanced broadband satellite digital broadcasting.

This standard specifies the following two types of data transmission protocols, MPEG-2 TS and MMT. Figure 2-1 shows the configuration of the system for the multimedia broadcasting services via the advanced broadband satellite digital broadcasting.



Note) The "broadband delivery network" shown in the figure above is used when distributing multiplexed signals using the MMT. The "broadband network" indicated by the dashed lines represents the acquisition of monomedia content, such as video, audio and still pictures, or multimedia application upon a request from a receiver, or a processing request to a server.

Fig. 2-1: System configuration

Each configuration element of the system shown in Fig. 2-1 is specified as follows:

① Monomedia coding scheme

This scheme defines coding schemes for video, audio, character, figure, etc., that are used for the multimedia services.

② Closed caption/super impose coding scheme

This scheme defines coding schemes related to closed caption and super impose.

③ Multimedia coding scheme

This scheme defines coding schemes to create a multimedia application. This scheme is defined in Volume 2 of this standard by taking into account the compatibility with the Hybridcast technical specifications defined by the IPTV Forum Japan.

④ Application transmission scheme

This format defines a transmission scheme to transmit a multimedia application and other control signals.

⑤ Closed caption/super impose transmission scheme

This scheme defines a transmission methods for closed caption and super impose.

The configuration elements described above are defined in the standard written in Table 2-1.

Table 2-1: Standard that defines the configuration elements of this system

Configuration element	MPEG-2 TS system	MMT system
Monomedia coding scheme	STD-B62 Volume 1 Part 2	
Closed caption/ super impose coding scheme	STD-B62 Volume 1 Part 3	
Multimedia coding scheme	STD-B62 Volume 2	
Application transmission scheme	STD-B24 Volume 3 (to be specified)	STD-B60 Chapter 10
Closed caption/super impose transmission scheme	STD-B24 Volume 3 (to be specified)	STD-B60 Chapter 9

Chapter 3: Protocol

In the multimedia broadcasting system defined in this standard, video, audio and all other data provided are multiplexed as a service on the broadcast stream by MPEG-2 TS defined in STD-B32, STD-B24 and STD-B10 or by MMT defined in STD-B60. A protocol stack used for each system is shown in Fig. 3-1 and Fig. 3-2. The protocol stack for broadband network that is common to both MPEG-2 TS and MMT systems is shown in Fig. 3-3.

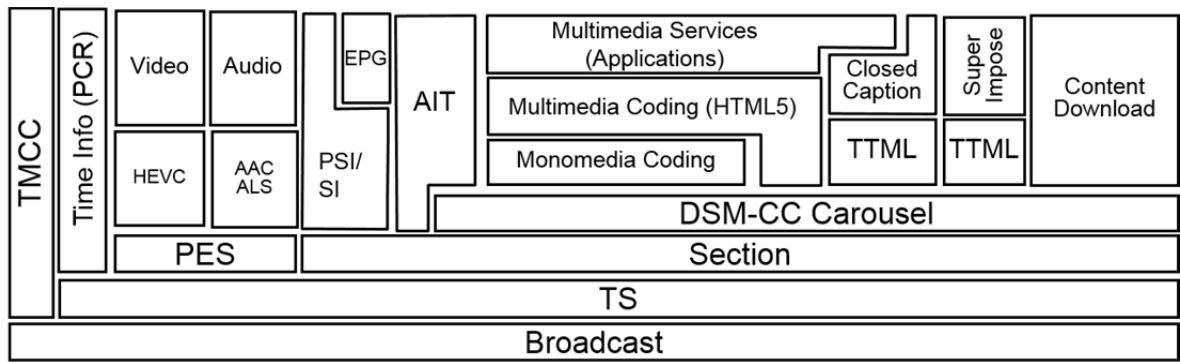


Fig. 3-1: Protocol stack for the MPEG-2 TS system

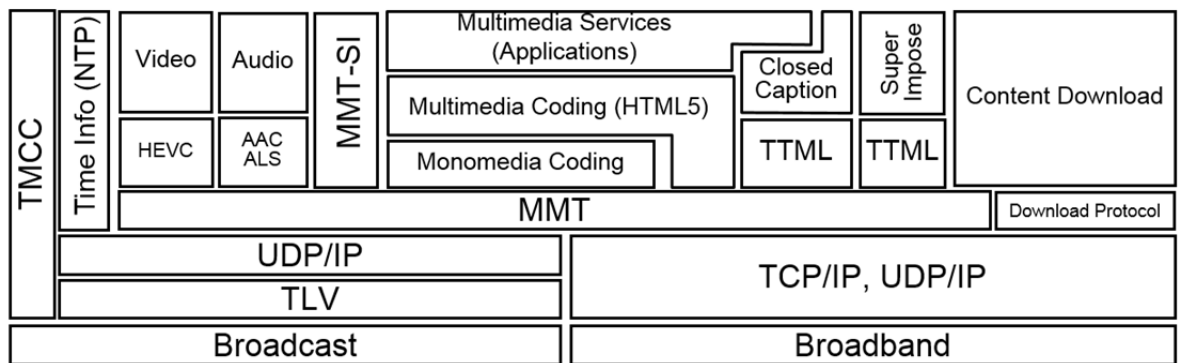


Fig. 3-2: Protocol stack for the MMT system

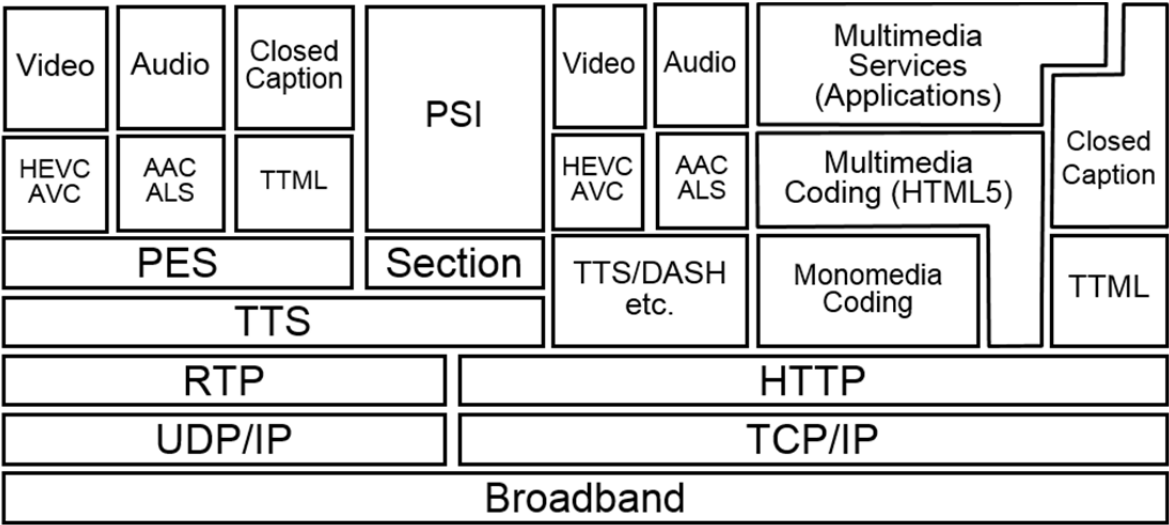


Fig. 3-3: Protocol stack for broadband network that is common to the MPEG-2 TS and MMT systems

The protocols used for broadband network are not limited to the protocols shown in the figures. Actual receiver implementation may use additional protocols.

Chapter 4: Application Model for Multimedia Application

The application models that are defined in IPTVFJ STD-0010 "Integrated Broadcast-Broadband System Specification" developed by the IPTV Forum Japan is used.

Chapter 5: Receiver

This chapter defines the basic functions of receivers so as to receive/provide multimedia services regardless of the implementation of the receiver. The receivers, which can receive/provide multimedia services, must have functions to receive/provide/store/communicate with the multimedia broadcasting service in addition to the functions to view normal TV programs. These functions enable viewers to enjoy multimedia services. In addition, the receivers that can receive/provide multimedia services based on this standard must be designed to offer maximum compatibility with the receiver functions that satisfy the Hybridcast technical specification developed by the IPTV Forum Japan.

5.1 Functions for Broadcast and Broadband

The receivers that can receive/provide multimedia services based on this standard need to have the broadcasting receive function and broadband access function based on at least one type of protocol stack defined in Chapter 3. Figure 5-1 shows the example of a receiver structure that supports the MPEG-2 TS and Fig. 5-2 shows the example of a receiver structure that supports the MMT. The protocol names along side of specific paths in the figures are supposed to be major protocols for those paths.

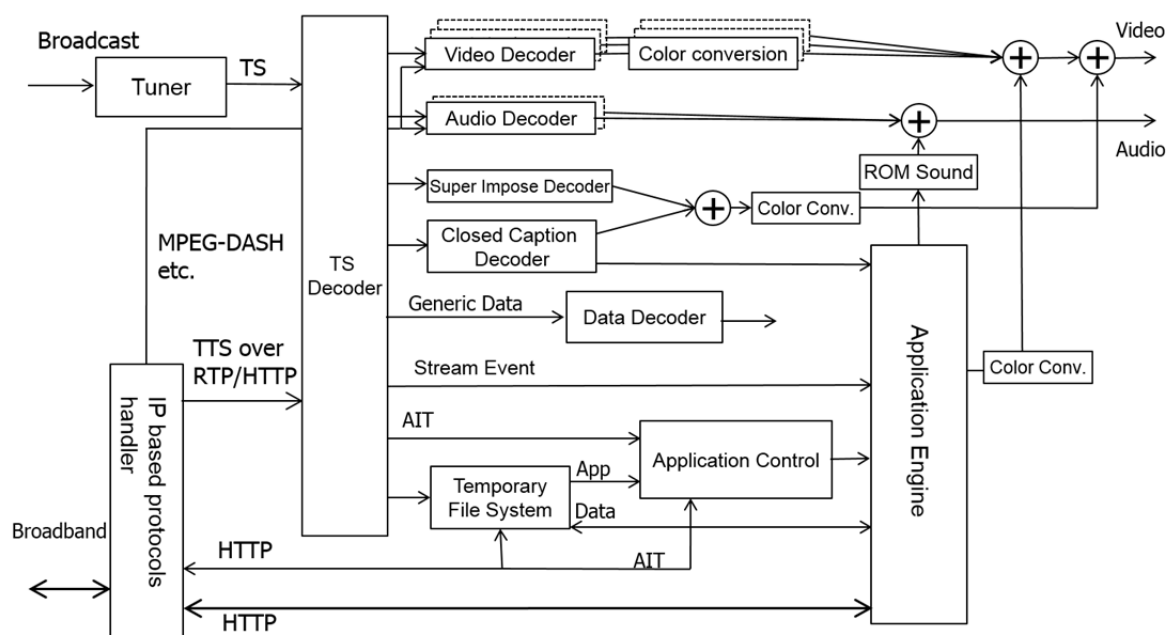


Fig. 5-1: Example structure of a receiver that supports the MPEG-2 TS

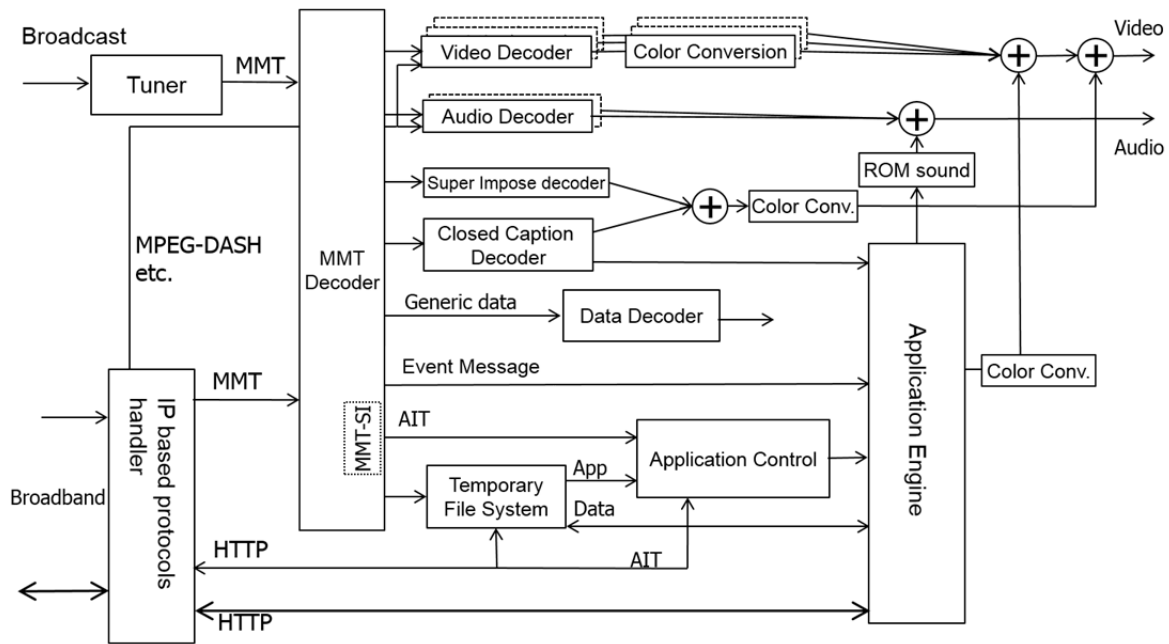


Fig. 5-2: Example structure of a receiver that supports the MMT

The broadcast signals sent out from a broadcasting station are input to the TS decoder or the MMT decoder. As for the receivers that support the MMT, the MMT decoder processes broadcast signals or a part of them that are delivered over a broadband network. The TS decoder or MMT decoder hands the real time presentation elements data to the video, audio, closed caption and super impose decoders in accordance with control signals included in the received signals.

The multimedia application and files of elements of the multimedia application are decoded as files by the TS decoder or the MMT decoder. Such files are stored in a cache (temporary file system). A browser acquires the files from a cache (temporary file system) or a server via a broadband network to execute applications, in accordance with the application control information that is included in the broadcast signals or obtained broadband network using HTTP.

Generic data can be used for a player that presents data other than video, audio and closed captions or can be used for streaming to an application.

5.2 Presentation Function

In order to execute and display multimedia services on a receiver as intended, it is necessary to define the display and presentation functions that must be implemented as minimum requirements for receivers. Fig. 5-3 shows the logical plane structure of a receiver to satisfy requirements for presentation..

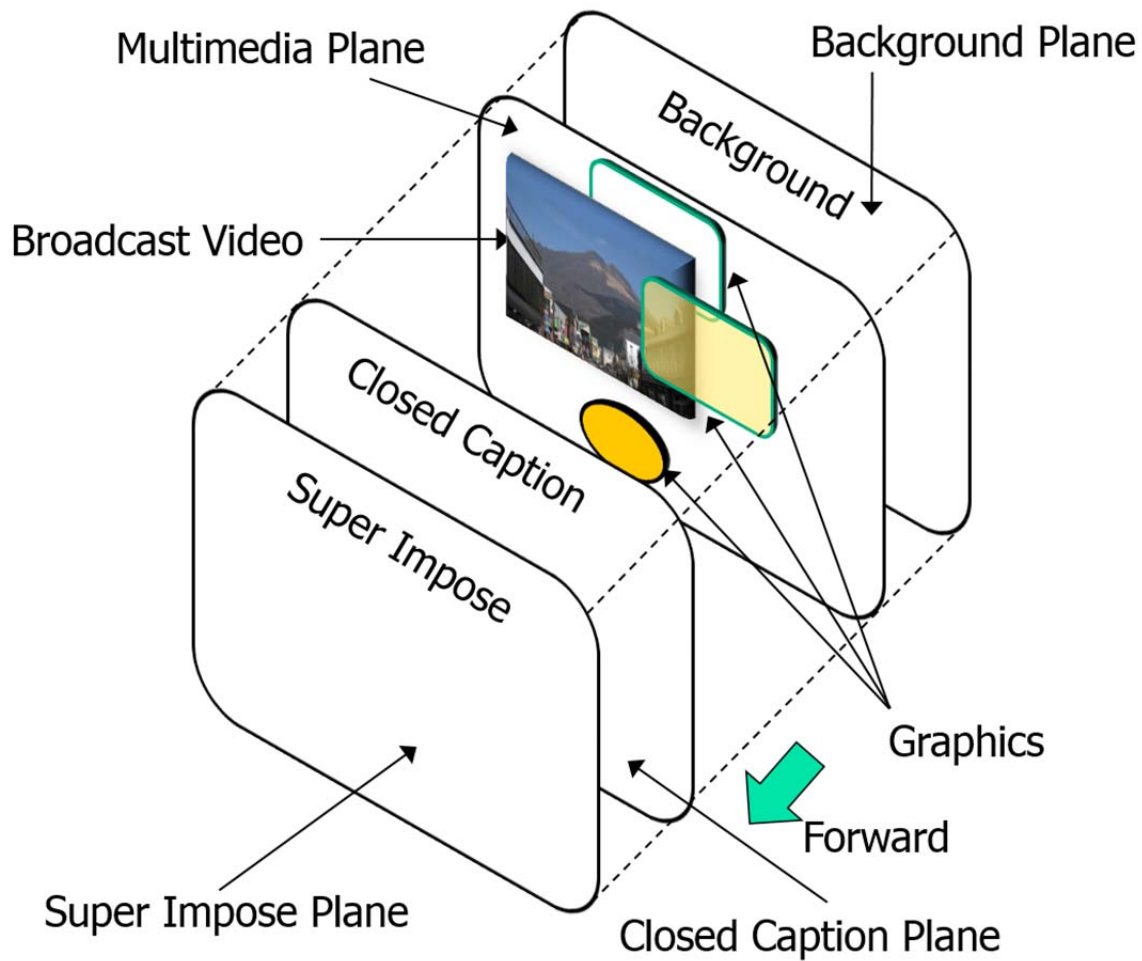


Fig. 5-3: Logical plane structure of a receiver

Each plane displays the following.

(1) Super impose plane

This plane displays super impose. This plane is in the most foreground of other display planes. The output from the super impose decoder shown in Fig. 5-1 and Fig. 5-2 is rendered on this plane.

(2) Closed caption plane

This plane displays closed captions. This plane is located behind the super impose plane and in front of the multimedia plane. The output from the closed caption decoder shown in Fig. 5-1 and Fig. 5-2 is rendered on this plane.

(3) Multimedia plane

This plane displays composite images using a single monomedia, such as video, or the multimedia application. Multimedia application, which is coded by the multimedia coding scheme defined in volume 2 of this standard, controls when superimposing figures and video on this plane. This plane is located behind the closed caption plane and in front of the background plane. Use of multiple planes is allowed in accordance with the number of the video decoders shown in Fig. 5-1 or Fig. 5-2. However, the output of the browser shown in Fig. 5-1 or Fig. 5-2

that executes the multimedia application is rendered only on the most foreground multimedia plane.

(4) Background plane

This plane displays the background color. This plane is located rearmost. When all planes located in front of this plane are transparent, then the entire surface of this plane is painted in a specified color and displayed. Or if there are blank areas on the planes located in front of this plane, the areas that match the blank areas are painted in a specified color and displayed.

5.3 Decoding Process and Display

Figure 5-4 shows decoding and presentation processes in a receiver by presenting the relationship with data flow and the output.

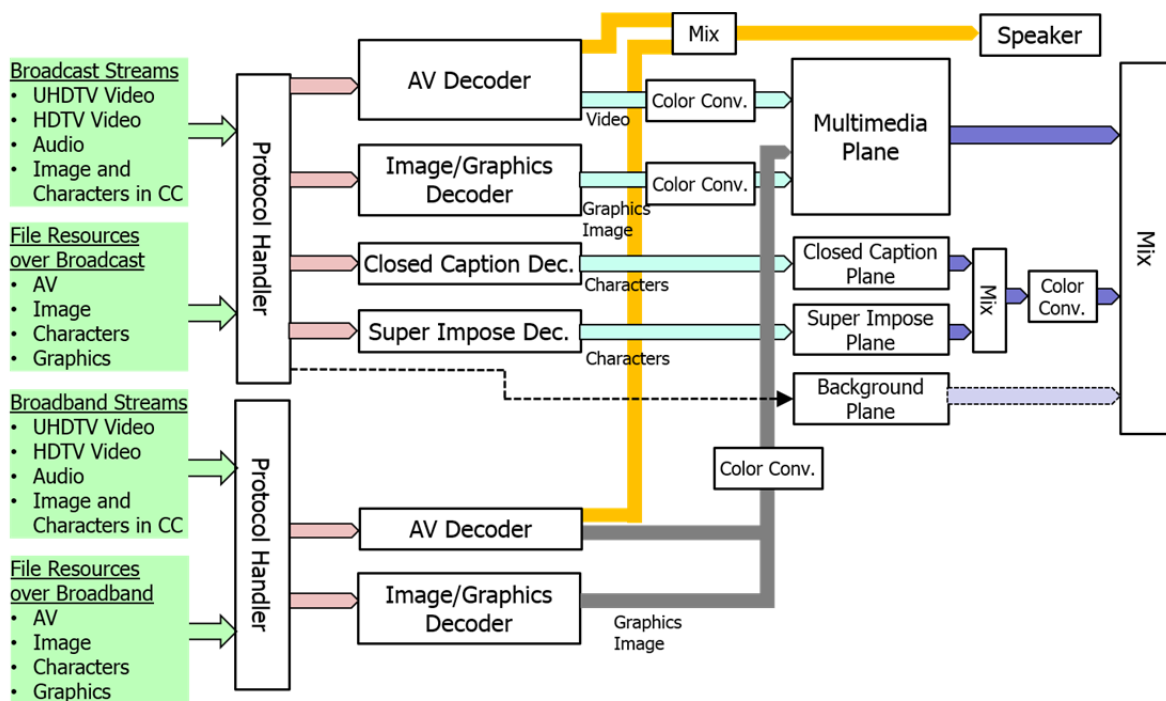


Fig. 5-4: Receiver's decoder model based on the data flow

(1) Transmission data decoding process

The data transmitted to a receiver is decoded through a transport process. In this process, the data transmitted via stream (UHDTV or HDTV video, audio, closed captions, etc.) and file data (still picture, character, figure, etc.) are separated from the received signals and handed to the relevant decoder to decode them. The transmitted data is decoded based on the protocol stack for the data transmitted over broadcast channel (when a receiver supports the MMT system, the data transmitted over a broadband network is included) or the data transmitted via a broadband network (mainly pull-type data, including UHTV or HDTV video and audio transmitted in stream, whose acquisition is initiated by a receiver).

(2) Monomedia decoding process

Monomedia data, such as video, audio and still pictures, are delivered to a respective monomedia decoders through the transport process. The monomedia decoder converts the color-gamut when outputting the data to the multimedia plane if necessary and adjusts to match the color space of each monomedia.

(3) Presentation process

The decoded monomedia data that is outputted to each plane is composited with control, such as size and position. Before composition, it is necessary to adjust the data to match the color space for a respective presentation element. To align with this behavior, the data output to the multimedia plane is adjusted when outputting to the plane. On the other hand, since the same color space is used for closed captions and super impose, the color-gamut conversion is performed after composition of the data displayed on the closed caption plane and super impose plane. After that, the color space for closed captions and super impose and the color space for the multimedia plane are adjusted.

When a receiver supports the MMT, the background plane is painted in a color specified in the Layout Configuration Table (LCT) in the received MMT signal.

Chapter 6: Presentation Process

This chapter defines models related to the presentation process.

6.1 Coordinates and Composition

6.1.1 Configuration of each plane

The super impose plane, closed caption plane, multimedia plane and background plane that are logical planes to which decoded data are outputted from the monomedia decoder have the logical plane configuration shown in Table 6-1.

Table 6-1: Configuration of each plane

Plane	Specified range
Super impose plane	7680 x 4320 RGB with an 8-bit in each* ¹ 256 levels of α blending
Closed caption plane	7680 x 4320 RGB with an 8-bit in each* ¹ 256 levels of α blending
Multimedia plane	7680 x 4320 RGB with an 8/10-bit in each* ² The graphics elements in the plane supports 256 levels of α blending
Background plane	7680 x 4320 RGB with an 8-bit in each* ¹

*1 A color space represented using RGB with an 8 out of 10bits in each in the Rec. ITU-R BT.2020. LSB and the second LSB are neglected.

*2 In case of use of the decoders which output using color space define in Rec. ITU-R BT.2020, the output signal will be used directly. Otherwise, the same color space is represented using RGB with an 8-bit (LSB and the second LSB are neglected).

The coordinates of each plane represent the logical coordinates in each plane. The coordinates of the upper left corner are (0, 0) and the coordinates of the lower right corner are (7679, 4319). If a resolution is specified in the monomedia signals, data is rendered in a plane by converting the resolution into the coordinates above. For instance, if 3840-by-2160 resolution is specified, the coordinates (3839, 2159) that correspond to the bottom right corner are converted to (7679, 4319).

6.1.2 Plane and Layout Configuration

When a receiver supports MMT, each plane performs the following operations on the Layout Configuration Table included in the received MMT signal.

(1) Multimedia plane

If an area for multimedia application or video asset is specified by the LCT, size and position of the objects belonging to corresponding asset in this plane is changed in accordance with the LCT. In this case, the logical coordinates in the plane do not change. If a video asset is specified as the asset for a specified area while executing the multimedia application, the execution of the multimedia application and the presentation of the multimedia application on the applicable plane continue. If the multimedia application asset is specified, the asset, including the other assets referenced from the multimedia application, is displayed in accordance with a specified area. Figure 6-1 shows this example. As (a) in the figure below, if a layout setting is not specified, the physical coordinates match the logical coordinates in the multimedia plane. However, as (b) in the figure below, if an area other than the 1/4 of the right area and 1/4 of the bottom area is specified and if the multimedia application asset is assigned to the area, the coordinates of the lower right corner in the plane (7679, 4319) are automatically converted to the physical coordinates (5759, 3239) to display the multimedia application by reducing the height and width to 3/4 size while keeping the same coordinates for the multimedia application..

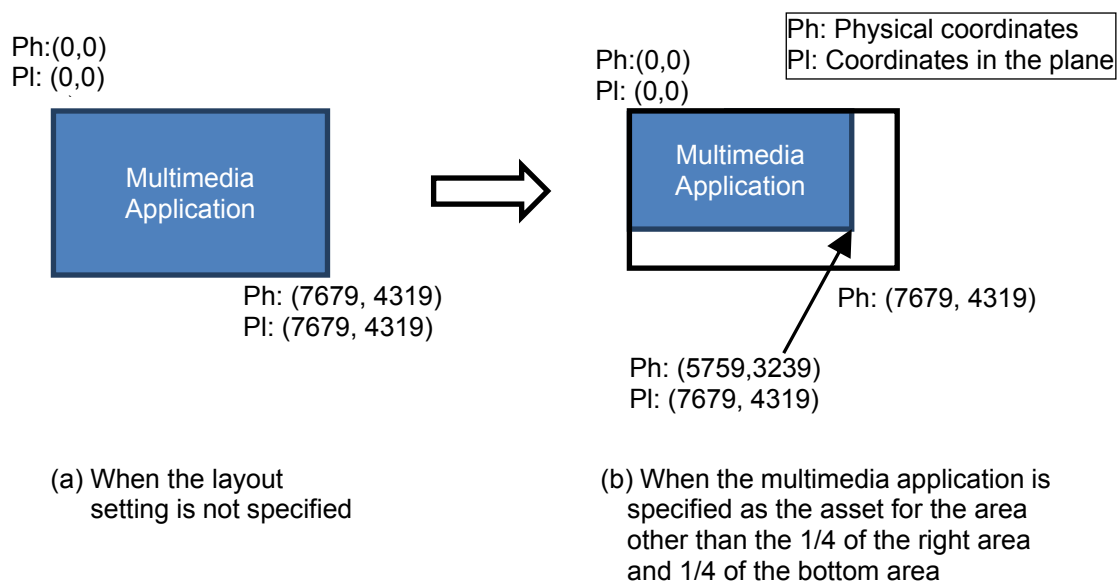


Fig. 6-1: Operation example of multimedia plane on the LCT in the MMT signal

(2) Super impose and closed caption planes

If the areas for the super impose and closed caption planes are specified in the LCT, the sizes and positions of these planes are maintained, but their presentation is clipped in the specified area. Figure 6-2 shows this example. As (a) in the figure below, if a layout setting is not specified, then the three-lines closed caption is displayed at the bottom of the screen. In contrast, as shown in (b) in the figure below, the closed caption area is specified to the lower 1/4 area by LCT and if the closed caption asset is assigned there, the presentation is not made in the upper 3/4 area. Rendering in the area by the logical coordinates of the closed caption plane, ranging from (0,0) to (7679, 3239) will not be presented. As a result, the last line of the closed caption only is displayed.

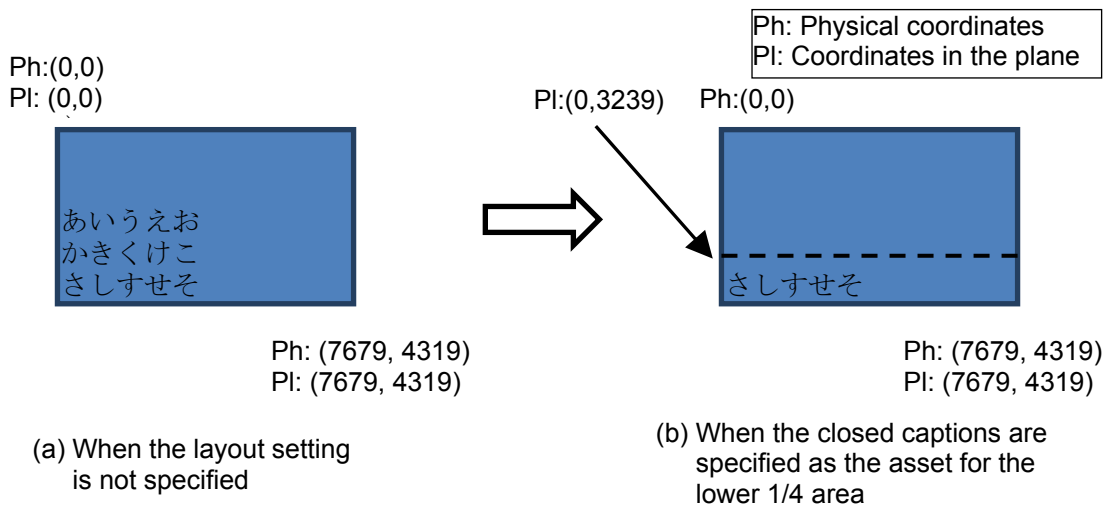


Fig. 6-2: Operation example of closed caption plane on the LCT in the MMT signal

6.2 Colorimetry

6.2.1 Harmonization of color space

UHDTV video uses color spaces defined in the Rec. ITU-R BT.2020. The multimedia application may present a HDTV video, which uses a color space defined in the Rec. ITU-R BT.709. The multimedia application may also use graphics at the same time. Therefore, color-gamut must be harmonized to composite each presentation element.

6.2.2 Conversion from a color space defined in the Rec. ITU-R BT.709 to a color space defined in the Rec. ITU-R BT.2020

Figure 6-3 shows the process of converting a color-gamut defined in the Rec. ITU-R BT.709 to a color-gamut defined in the Rec. ITU-R BT.2020. In the process, the DQ, M1, M3 and Q levels represent the conversion between $Y'CbCr$ and $R'G'B'$ and they are used according to the implementation of a receiver.

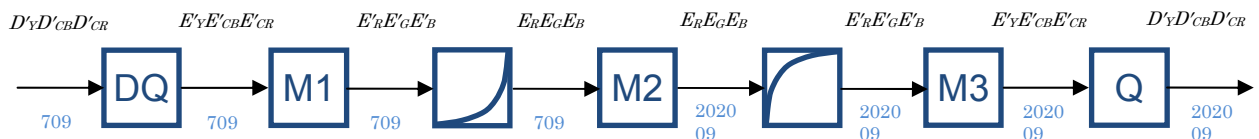


Fig. 6-3: Conversion process from a color space defined in the Rec. ITU-R BT.709 to a color space defined in the Rec. ITU-R BT.2020

Figure 6-4 shows the conversion equation for each stage.

DQ

Inverse quantization (N bit) from $D'_Y D'_{CB} D'_{CR}$ (Recommendation BT.709) to $E'_Y E'_{CB} E'_{CR}$ (Recommendation BT.709)

$$E'_Y = (D'_Y / 2^{N-8} - 16) / 219$$

$$E'_{CB} = (D'_{CB} / 2^{N-8} - 128) / 224$$

$$E'_{CR} = (D'_{CR} / 2^{N-8} - 128) / 224$$

M1

Conversion from $E'_Y E'_{CB} E'_{CR}$ (Recommendation BT.709) to $E'_R E'_G E'_B$ (Recommendation BT.709)

$$\begin{bmatrix} E'_R \\ E'_G \\ E'_B \end{bmatrix} = \begin{bmatrix} 1 & 0 & 1.5747 \\ 1 & -0.1873 & -0.4682 \\ 1 & 1.8556 & 0 \end{bmatrix} \begin{bmatrix} E'_Y \\ E'_{CB} \\ E'_{CR} \end{bmatrix}$$

EOTF from $E'_R E'_G E'_B$ (Recommendation BT.709) to $E_R E_G E_B$ (Recommendation BT.709)

$$E = \begin{cases} E' / 4.5 & (E' < 0.08145) \\ \left(\frac{E' + 0.0993}{1.0993} \right)^{1/0.45} & (0.08145 \leq E') \end{cases}$$

M2

Conversion from $E_R E_G E_B$ (Recommendation BT.709) to $E_R E_G E_B$ (Recommendation BT.2020)

$$\begin{aligned} \begin{bmatrix} E_R \\ E_G \\ E_B \end{bmatrix}_{2020} &= \begin{bmatrix} 0.6370 & 0.1446 & 0.1689 \\ 0.2627 & 0.6780 & 0.0593 \\ 0 & 0.0281 & 1.0610 \end{bmatrix}^{-1} \begin{bmatrix} 0.4124 & 0.3576 & 0.1805 \\ 0.2126 & 0.7152 & 0.0722 \\ 0.0193 & 0.1192 & 0.9505 \end{bmatrix} \begin{bmatrix} E_R \\ E_G \\ E_B \end{bmatrix}_{709} \\ &= \begin{bmatrix} 1.7167 & -0.3557 & -0.2534 \\ -0.6667 & 1.6165 & 0.0158 \\ 0.0176 & -0.0428 & 0.9421 \end{bmatrix} \begin{bmatrix} 0.4124 & 0.3576 & 0.1805 \\ 0.2126 & 0.7152 & 0.0722 \\ 0.0193 & 0.1192 & 0.9505 \end{bmatrix} \begin{bmatrix} E_R \\ E_G \\ E_B \end{bmatrix}_{709} \\ &= \begin{bmatrix} 0.6274 & 0.3293 & 0.0433 \\ 0.0691 & 0.9195 & 0.0114 \\ 0.0164 & 0.0880 & 0.8956 \end{bmatrix} \begin{bmatrix} E_R \\ E_G \\ E_B \end{bmatrix}_{709} \end{aligned}$$



OETF (gamma pre-correction) from $E_R E_G E_B$ (Recommendation BT.2020) to $E'_R E'_G E'_B$ (Recommendation BT.2020)

$$E' = \begin{cases} 4.5E, & E < 0.0181 \\ 1.0993E^{0.45} - 0.0993, & 0.0181 \leq E \end{cases}$$



Conversion from $E'_R E'_G E'_B$ (Recommendation BT.2020) to $E'_Y E'_{CB} E'_{CR}$ (Recommendation BT.2020)

$$\begin{bmatrix} E'_Y \\ E'_{CB} \\ E'_{CR} \end{bmatrix} = \begin{bmatrix} 0.2627 & 0.6780 & 0.0593 \\ -0.1396 & -0.3604 & 0.5000 \\ 0.5000 & -0.4598 & -0.0402 \end{bmatrix} \begin{bmatrix} E'_R \\ E'_G \\ E'_B \end{bmatrix}$$



Quantization (N bit) from $E'_Y E'_{CB} E'_{CR}$ (Recommendation BT.2020) to $D'_Y D'_{CB} D'_{CR}$ (Recommendation BT.2020)

$$\begin{aligned} D'_Y &= \text{INT} \left[\left(219 \times E'_Y + 16 \right) \times 2^{N-8} \right] \\ D'_{CB} &= \text{INT} \left[\left(224 \times E'_{CB} + 128 \right) \times 2^{N-8} \right] \\ D'_{CR} &= \text{INT} \left[\left(224 \times E'_{CR} + 128 \right) \times 2^{N-8} \right] \end{aligned}$$

Fig. 6-4: Conversion from a color space defined in the Rec. ITU-R BT.709 to a color space defined in the Rec. ITU-R BT.2020

6.3 Composition between Planes

As defined in Section 6.1.1, the composition between planes, except for the background plane, supports 256 levels of a blending. However, a receiver does not need to perform a blending to a video (motion picture) that is allocated to the multimedia plane.

<Blank Page>

Part 2 Monomedia Coding

Contents

Chapter 1: General Terms	23
1.1 Purpose.....	23
1.2 Scope.....	23
1.3 References	23
1.3.1 Normative References	23
1.4 Terms, definitions and abbreviations	24
1.4.1 Definitions.....	24
1.4.2 Abbreviations.....	24
Chapter 2: Video Coding.....	25
2.1 MPEG-2 VIDEO.....	25
2.2 H.264 MPEG-4 AVC.....	25
2.3 H.265 HEVC	25
Chapter 3: Still Picture and Figure Coding.....	26
3.1 JPEG	26
3.2 PNG	26
3.3 MNG	26
3.3.1 Constraints on MNG	26
3.3.2 Available chunks.....	26
3.3.2.1 MHDR.....	26
3.3.2.2 MEND	27
3.3.2.3 PLTE Global palette.....	27
3.3.2.4 tRNS Global transparency	27
3.3.2.5 IHDR, PNG chunks, IEND	27
3.3.2.6 TERM.....	27
3.3.2.7 FRAM.....	28
3.3.2.8 DEFL.....	28
3.4 GIF	29
3.5 SVG	29
Chapter 4: Audio Coding.....	30
4.1 MPEG-2 AAC	30
4.2 MPEG-4 AAC	30
4.3 PEG-4 ALS	30
4.4 PCM (AIFF-C).....	30
4.5 MP3	30
Chapter 5: Character Coding	31
5.1 Character Coding Scheme.....	31
5.2 Repertoire.....	31
5.3 Coding of Control Function	31
5.4 Encoding.....	31

5.5 Encoding of Gaiji Characters 31

Description 1 UCS coding without using surrogate 51

Chapter 1: General Terms

1.1 Purpose

This part of the standard defines the monomedia coding for the second generation multimedia coding scheme for digital broadcasting that is specified as the Japanese standard specifications.

1.2 Scope

This part of the standard defines to the monomedia coding among the multimedia coding scheme used for the advanced broadband satellite digital broadcasting.

1.3 References

1.3.1 Normative References

The latest version is used if a specific version is not specified for any of the following documents and recommendations that are listed as normative references below. A specific version is used if it is specified for a normative reference; however, users of this standard are encouraged to investigate the possibility of applying the most recent version of the normative references.

- [1] ARIB STD-B32 "Video Coding, Audio Coding and Multiplexing Specifications for Digital Broadcasting" Part 1, Part 2
- [2] ISO/IEC 11172-3:1993 "Information technology -- Coding of moving pictures and associated audio for digital storage media at up to about 1.5 Mbit/s -- Part 3: Audio"
- [3] ISO/IEC 10646:2012 "Information technology -- Universal Coded Character Set (UCS)"
- [4] JIS X0201:1997 "7-bit and 8-bit Coded Character Sets for Information Interchange"
- [5] JIS X0213:2000 "7-bit and 8-bit Double Byte Coded Extended KANJI Sets for Information Interchange"
- [6] JIS X0213:2000/Amendment 1:2004 "7-bit and 8-bit Double Byte Coded Extended KANJI Sets for Information Interchange (Addendum)" [1]¹
- [7] "Scalable Vector Graphics (SVG) 1.1 (Second Edition)", W3C Recommendation, 16 August 2011
- [8] "WOFF File Format 1.0", W3C Recommendation, 13 December 2012
- [9] ISO/IEC 10918-1:1994 | Recommendation ITU-T T.81, "Information technology -- Digital compression and coding of continuous-tone still images: Requirements and guidelines"
- [10] Portable Network Graphics (PNG) specification (Second Edition), W3C Recommendation, 10 November 2003
- [11] "GRAPHICS INTERCHANGE FORMAT Version 89a", CompuServe Inc.
- [12] MNG (Multiple-image Network Graphics) Format Version 1.0, W3C Memo, 31 January 2001
- [13] DAVIC 1.4.1 Specification Part 9, "Information Representation", Annex B, "Coding of Linear Audio"

¹ [5] to which [6] is applied is collectively called "JIS X0213:2004".

1.4 Terms, definitions and abbreviations

1.4.1 Definitions

This standard defines following terms.

Term	Definition
Monomedia	Independent media element, such as video, still picture, figure, audio and character, that can be presented using only its own data without referring to other media.
Chunk	General name of the structure that represents a section of PNG coded or MNG coded data.
Synthesized sound	Expression media for music playback using electronic sound, etc. The music data to be replayed are saved in a receiver or given by another device.

1.4.2 Abbreviations

AAC	Advanced Audio Coding
AIFF	Audio Interchanger File Format
ALS	Audio Lossless Coding
AVC	Advanced Video Coding
GIF	Graphics Interchange Format
HEVC	High Efficiency Video Coding
ISO	International Organization for Standardization
ITU	International Telecommunication Union
JIS	Japan Industrial Standard
JPEG	Joint Photographic Experts Group
MNG	Multiple image Network Graphics
MPEG	Motion Picture Experts Group
PCM	Pulse Code Modulation
PNG	Portable Network Graphics
W3C	World Wide Web Consortium
UCS	Universal multiple-octet coded Character Set
WOFF	Web Open Font Format

Chapter 2: Video Coding

2.1 MPEG-2 VIDEO

The scheme defined in Section 5.1.1, Chapter 1 of STD-B32 is used for MPEG-2 video coding. When a low resolution is used, a scheme defined in Section 5.2.1, Chapter 1 of STD-B32 is used.

2.2 H.264|MPEG-4 AVC

A scheme defined in Section 5.1.2, Chapter 1 of STD-B32 is used for H.264|MPEG-4 AVC video coding. When a low resolution is used, a scheme defined in Section 5.2.2, Chapter 1 of STD-B32 is used.

2.3 H.265|HEVC

A scheme defined in Section 5.1.3, Chapter 1 of STD-B32 is used for H.265|HEVC video coding.

Chapter 3: Still Picture and Figure Coding

3.1 JPEG

A scheme specified in ISO/IEC10918-1:1994 is used for JPEG coding..

3.2 PNG

The W3C Recommendation, "Portable Network Graphics (PNG) Specification (Second Edition) , 10 November 2003", is used for PNG coding.

3.3 MNG

The specification based on MNG Format Version 1.0 (released January 31, 2001) is used for the MNG (Multiple-image Network Graphics) file format including animation and graphics.

3.3.1 Constraints on MNG

MNG should be operated according to the following rules.

- Multiple PNG images are included in a MNG file. Only a method to display the PNG images in order can be used.
- Only the object whose Object_id is 0 can be used.
- The following three frame rewriting rules are applied.
 - (1) Use the previous frame, Framing_mode (Framing_mode = 0).
 - (2) Simply overwrite a PNG image one at a time in every single frame cycle (Framing_mode = 1).
 - (3) Display a PNG image one at a time in every single frame cycle after erasing the background with transparent color (Framing_mode = 3).
- Only the following two rules are applied to the animation repetition process.
 - (1) Continue to display the last displayed PNG image (default).
 - (2) Repeat displaying all images starting from the picture in the first file for a specified number of times (Termination_action = 3).

3.3.2 Available chunks

This section defines available chunks. The constraints are also provided when the value of each field is restricted.

3.3.2.1 MHDR

One MHDR always exists in the head. The field is fixed to 28-byte.

Field	Number of bytes	Meaning	Restriction
Frame_width	4	Frame width	
Frame_height	4	Frame height	
Ticks_per_second	4	Unit time for the time between frame	Other than 0
Nominal_layer_count	4	Number of layers	Fixed to 0
Nominal_frame_count	4	Number of frames	Fixed to 0
Nominal_play_time	4	Play time	Fixed to 0
Simplicity_profile	4	File profile information	Fixed to 0

3.3.2.2 MEND

One MEND always exists at the end. There is no field.

3.3.2.3 PLTE Global palette

The PLTE Global palette can be omitted. Only one PLTE Global palette can exist immediately before the first IHDR chunk. For the index color PNG image with an empty PLTE chunk that is included in MNG, see the PLTE chunk. When the PLTE Global palette is omitted, all index color PNG images that are included in MNG have individual PLTE chunks.

3.3.2.4 tRNS Global transparency

The tRNS Global transparency can be omitted. Only one tRNS Global transparency can exist immediately before the first IHDR chunk only when the Global PLTE chunk exists. For the index color PNG image, which refers to the Global PLTE chunk, included in MNG, see the tRNS chunk as the alpha value of each color.

3.3.2.5 IHDR, PNG chunks, IEND

IHDR, PNG chunks, IEND must be the same as the PNG image defined in Section 3.2.

3.3.2.6 TERM

TERM can be omitted. If it exists, only one TERM can exist immediately after the MHDR chunk. The field is fixed to 10-byte. If the TERM chunk is omitted, continue to display the last displayed image after showing the images of all files.

Field	Number of bytes	Meaning	Restriction
Termination_action	1	Specifying repetition process	Fixed to 3
Action_after_iterations	1	Action after the repetition process	Fixed to 0
Delay	4	Delay time before starting repetition	Fixed to 0
Iteration_max	4	Number of repetitions	

3.3.2.7 FRAM

Multiple FRAMs can exist. The field is fixed to 1 byte or 10-byte.

Field	Number of bytes	Meaning	Restriction
Framing_mode	1	Specifying frame rewrite mode	Restricted to 0, 1, or 3

The following fields can be omitted.

Subframe_name , Separator	1	Frame name	Fixed to 0
Change_interframe_Delay	1	Time change flag between frames	Fixed to 2
Change_timeout_and_termination	1	Timeout value change flag	Fixed to 0
Change_layer_clipping_boundaries	1	Clip value change flag	Fixed to 0
Change_sync_id_list	1	Sync id change flag	Fixed to 0
Interframe_delay	4	Time between frames	

3.3.2.8 DEFI

Multiple DEFIs can exist. This sets the display position of the subsequent PNG image. The field is fixed to 12-byte.

Field	Number of bytes	Meaning	Restriction
Object_id	2	Object ID	Fixed to 0
Do_not_show	1	Object hidden flag	Fixed to 0
Concrete_flag	1	Object attribute flag	Fixed to 0
X_location	4	X coordinate of an object	
Y_location	4	Y coordinate of an object	

3.4 GIF

For GIF (Graphics Interchange Format) file format, the file should be in accordance with the GRAPHICS INTERCHANGE FORMAT Version 89a defined by the U.S. Compuserve Inc.

3.5 SVG

When graphics are coded in SVG (Scalable Vector Graphics), the W3C Recommendation "Scalable Vector Graphics (SVG) 1.1 (Second Edition) 16 August 2011", should be applied.

Chapter 4: Audio Coding

4.1 MPEG-2 AAC

For the audio coding scheme using MPEG-2 AAC, the LC profile defined in Chapter 5 of STD-B32 Volume 2 is used.

4.2 MPEG-4 AAC

For the audio coding scheme using MPEG-4 AAC, the scheme defined in Chapter 6 of STD-B32 Volume 2 is used.

4.3 PEG-4 ALS

For an audio coding scheme using MPEG-4 ALS, the scheme defined in Chapter 7 of STD-B32 Volume 2 is used.

4.4 PCM (AIFF-C)

For the audio coding file format using PCM, AIFF-C (Audio Interchange File Format) defined in DAVIC 1.4 Specification Part 9 Annex B is used. The file is coded based on the conditions shown in Table 4-1.

Table 4-1: Constraint conditions on PCM coding parameter

Sampling frequency of television sound	Condition of PCM coding	
	Sampling frequency	Number of bits
48kHz	48kHz, 24kHz, 12kHz	8-bit or 16-bit

4.5 MP3

MP3 file format should be coded using MPEG-1 Audio Layer-3 defined in ISO/IEC11172-3 and MPEG-2BC defined in ISO/IEC13818-3 as audio coding scheme. The file is coded based on the conditions shown in Table 4-2.

Table 4-2: Constraint conditions on the coding parameters for MP3 file

Coding scheme	Condition of MP3 coding
	Sampling frequency
MPEG-1 Audio Layer-3	48kHz
MPEG-2BC	24kHz

Chapter 5: Character Coding

5.1 Character Coding Scheme

ISO/IEC 10646:2012 is used.

5.2 Repertoire

The following standards and the list provided in Table 5-2 are used as the subset of character repertoire defined in ISO/IEC 10646:2012.

- JIS X0201:1997
- JIS X0213:2004²
- ISO/IEC 10646:2012 LATIN-1 SUPPLEMENT
- Additional characters and symbols shown in Table 5-2

5.3 Coding of Control Function

The control codes provided in Table 5-1 are used.

Table 5-1: Control coding

Code value	Control code name	Meaning
U+0009	CHARACTER TABULATION	Tab
U+000A	LINE FEED (LF)	Line feed
U+000D	CARRIAGE RETURN (CR)	Carriage return

5.4 Encoding

Characters are encoded in UTF-8 defined in ISO/IEC 10646:2012 9.1. The signature, "<EF BB BF>" that represents UTF-8 is not used.

Relationship between Katakana glyphs defined in JIS X0201:1997 and those defined in ISO/IEC 10646:2012 shall be in accordance with Table 1 in JIS X0213:2004 Annex 5. 0x7E (Overline) defined in JIS X0201:1997 corresponds to U+007E (Tilda) defined in ISO/IEC 10646:2012. Relationship between numbers, Latin characters and special characters defined in JIS X0213:2004 and those defined in ISO/IEC 10646:2012 is in accordance with Table 2 in JIS X0213:2004 Annex 5.

5.5 Encoding of Gaiji Characters

The schemes defined in the following documents are used for encoding of Gaiji characters.
















² JIS X0208:1997 is included in this standard.

- Scalable Vector Graphics (SVG) 1.1 (Second Edition), W3C Recommendation, 16 August 2011, Chapter20 “Fonts”
- WOFF File Format 1.0, W3C Recommendation, 13 December 2012
















Table 5-2: Additional symbols and characters

UCS Code	UCS Character Name	Example Glyph	Row-Cell in STD-B24
U+20158	CJK Unified Ideograph 20158	亭	85-02
U+20BB7	CJK Unified Ideograph 20BB7	吉	85-15
U+56E4	CJK Unified Ideograph 56E4	圀	85-23
U+5880	CJK Unified Ideograph 5880	墀	85-27
U+FA6B	CJK Compatibility Ideograph FA6B	恵	85-39
U+9FC4	CJK Unified Ideograph 9FC4	梁	85-47
U+6911	CJK Unified Ideograph 6911	裨	85-48
U+233CC	CJK Unified Ideograph 233CC	杞	85-53
U+233FE	CJK Unified Ideograph 233FE	棧	85-54
U+6DF8	CJK Unified Ideograph 6DF8	清	85-62
U+FA6C	CJK Compatibility Ideograph FA6C	熙	85-67
U+242EE	CJK Unified Ideograph 242EE	熙	85-68
U+7421	CJK Unified Ideograph 7421	琚	85-77
U+3EDA	CJK Unified Ideograph 3EDA	瑚	85-84
U+7575	CJK Unified Ideograph 7575	畫	85-85

U+9FC6	CJK Unified Ideograph 9FC6	被	85-93
U+4103	CJK Unified Ideograph 4103	袂	85-94
U+9FC5	CJK Unified Ideograph 9FC5	襦	86-01
U+79DA	CJK Unified Ideograph 79DA	稈	86-02
U+7FA1	CJK Unified Ideograph 7FA1	羨	86-08
U+813A	CJK Unified Ideograph 813A	粹	86-10
U+FA6D	CJK Compatibility Ideograph FA6D	舘	86-11
U+8FF6	CJK Unified Ideograph 8FF6	遁	86-26
U+91B2	CJK Unified Ideograph 91B2	醞	86-30
U+9592	CJK Unified Ideograph 9592	閒	86-35
U+9AD9	CJK Unified Ideograph 9AD9	高	86-39
U+26CC	CROSSING LANES	×	90-01
U+26CD	DISABLED CAR		90-02
U+2757	HEAVY EXCLAMATION MARK SYMBOL	!	90-03
U+26CF	PICK		90-04
U+26D0	CAR SLIDING		90-05
U+26D1	HELMET WITH WHITE CROSS		90-06


















U+26D2	CIRCLED CROSSING LANES		90-08
U+26D5	ALTERNATE ONE-WAY LEFT WAY TRAFFIC		90-09
U+26D3	CHAINS		90-10
U+26D4	NO ENTRY		90-11
U+1F17F	NEGATIVE SQUARED LATIN CAPITAL LETTER P		90-16
U+1F18A	CROSSED NEGATIVE SQUARED LATIN CAPITAL LETTER P		90-17
U+26D6	BLACK TWO-WAY LEFT WAY TRAFFIC		90-20
U+26D7	WHITE TWO-WAY LEFT WAY TRAFFIC		90-21
U+26D8	BLACK LEFT LANE MERGE		90-22
U+26D9	WHITE LEFT LANE MERGE		90-23
U+26DA	DRIVE SLOW SIGN		90-24
U+26DB	HEAVY WHITE DOWN-POINTING TRIANGLE		90-25
U+26DC	LEFT CLOSED ENTRY		90-26
U+26DD	SQUARED SALTIRE		90-27
U+26DE	FALLING DIAGONAL IN WHITE CIRCLE IN BLACK SQUARE		90-28





U+26DF	BLACK TRUCK		90-29
U+26E0	RESTRICTED LEFT ENTRY-1		90-30
U+26E1	RESTRICTED LEFT ENTRY-2		90-31
U+2B55	HEAVY LARGE CIRCLE		90-32
U+3248	CIRCLED NUMBER TEN ON BLACK SQUARE		90-33
U+3249	CIRCLED NUMBER TWENTY ON BLACK SQUARE		90-34
U+324A	CIRCLED NUMBER THIRTY ON BLACK SQUARE		90-35
U+324B	CIRCLED NUMBER FORTY ON BLACK SQUARE		90-36
U+324C	CIRCLED NUMBER FIFTY ON BLACK SQUARE		90-37
U+324D	CIRCLED NUMBER SIXTY ON BLACK SQUARE		90-38
U+324E	CIRCLED NUMBER SEVENTY ON BLACK SQUARE		90-39
U+324F	CIRCLED NUMBER EIGHTY ON BLACK SQUARE		90-40
U+2491	NUMBER TEN FULL STOP	10.	90-45
U+2492	NUMBER ELEVEN FULL STOP	11.	90-46
U+2493	NUMBER TWELVE FULL STOP	12.	90-47
U+1F14A	SQUARED HV		90-48

U+1F14C	SQUARED SD		90-49
U+1F13F	SQUARED LATIN CAPITAL LETTER P		90-50
U+1F146	SQUARED LATIN CAPITAL LETTER W		90-51
U+1F14B	SQUARED MV		90-52
U+1F210	SQUARED CJK UNIFIED IDEOGRAPH-624B		90-53
U+1F211	SQUARED CJK UNIFIED IDEOGRAPH-5B57		90-54
U+1F212	SQUARED CJK UNIFIED IDEOGRAPH-53CC		90-55
U+1F213	SQUARED KATAKANA DE		90-56
U+1F142	SQUARED LATIN CAPITAL LETTER S		90-57
U+1F214	SQUARED CJK UNIFIED IDEOGRAPH-4E8C		90-58
U+1F215	SQUARED CJK UNIFIED IDEOGRAPH-591A		90-59
U+1F216	SQUARED CJK UNIFIED IDEOGRAPH-89E3		90-60
U+1F14D	SQUARED SS		90-61
U+1F131	SQUARED LATIN CAPITAL LETTER B		90-62
U+1F13D	SQUARED LATIN CAPITAL LETTER N		90-63
U+2B1B	BLACK LARGE SQUARE		90-64
U+2B24	BLACK LARGE CIRCLE		90-65

U+1F217	SQUARED CJK UNIFIED IDEOGRAPH-5929	天	90-66
U+1F218	SQUARED CJK UNIFIED IDEOGRAPH-4EA4	交	90-67
U+1F219	SQUARED CJK UNIFIED IDEOGRAPH-6620	映	90-68
U+1F21A	SQUARED CJK UNIFIED IDEOGRAPH-7121	無	90-69
U+1F21B	SQUARED CJK UNIFIED IDEOGRAPH-6599	料	90-70
U+26BF	SQUARED KEY	?	90-71
U+1F21C	SQUARED CJK UNIFIED IDEOGRAPH-524D	前	90-72
U+1F21D	SQUARED CJK UNIFIED IDEOGRAPH-5F8C	後	90-73
U+1F21E	SQUARED CJK UNIFIED IDEOGRAPH-518D	再	90-74
U+1F21F	SQUARED CJK UNIFIED IDEOGRAPH-65B0	新	90-75
U+1F220	SQUARED CJK UNIFIED IDEOGRAPH-521D	初	90-76
U+1F221	SQUARED CJK UNIFIED IDEOGRAPH-7D42	終	90-77
U+1F222	SQUARED CJK UNIFIED IDEOGRAPH-751F	生	90-78
U+1F223	SQUARED CJK UNIFIED IDEOGRAPH-8CA9	販	90-79
U+1F224	SQUARED CJK UNIFIED IDEOGRAPH-58F0	声	90-80
U+1F225	SQUARED CJK UNIFIED IDEOGRAPH-5439	吹	90-81
U+1F14E	SQUARED PPV	PPV	90-82

U+3299	CIRCLED IDEOGRAPH SECRET		90-83
U+1F200	SQUARE HIRAGANA HOKA		90-84
U+26E3	HEAVY CIRCLE WITH STROKE AND TWO DOTS ABOVE		91-01
U+2B56	HEAVY OVAL WITH OVAL INSIDE		91-02
U+2B57	HEAVY CIRCLE WITH CIRCLE INSIDE		91-03
U+2B58	HEAVY CIRCLE		91-04
U+2B59	HEAVY CIRCLED SALTIRE		91-05
U+2613	SALTIRE		91-06
U+328B	CIRCLED IDEOGRAPH FIRE		91-07
U+3012	POSTAL MARK		91-08
U+26E8	BLACK CROSS ON SHIELD		91-09
U+3246	CIRCLED IDEOGRAPH SCHOOL		91-10
U+3245	CIRCLED IDEOGRAPH KINDERGARTEN		91-11
U+26E9	SHINTO SHRINE		91-12
U+0FD6	LEFT FACING SVASTI SIGN		91-13
U+26EA	CHURCH		91-14

U+26EB	CASTLE		91-15
U+26EC	HISTORIC SITE		91-16
U+26ED	GEAR WITHOUT HUB		91-18
U+26EE	GEAR WITH HANDLES		91-19
U+26EF	MAP SYMBOL FOR Lighthouse		91-20
U+2693	ANCHOR		91-21
U+2708	AIRPLANE		91-22
U+26F0	MOUNTAIN		91-23
U+26F1	UMBRELLA ON GROUND		91-24
U+26F2	FOUNTAIN		91-25
U+26F3	FLAG IN HOLE		91-26
U+26F4	FERRY		91-27
U+26F5	SAILBOAT		91-28
U+1F157	NEGATIVE CIRCLED LATIN CAPITAL LETTER H		91-29
U+24B9	CIRCLED CAPITAL LETTER D		91-30
U+24C8	CIRCLED CAPITAL LETTER S		91-31
U+26F6	SQUARE FOUR CORNERS		91-32

U+1F15F	NEGATIVE CIRCLED LATIN CAPITAL LETTER P		91-33
U+1F18B	NEGATIVE SQUARED IC		91-34
U+1F18D	NEGATIVE SQUARED SA		91-35
U+1F18C	NEGATIVE SQUARED PA		91-36
U+1F179	NEGATIVE SQUARED LATIN CAPITAL LETTER J		91-37
U+26F7	SKIER		91-38
U+26F8	ICE SKATE		91-39
U+26F9	PERSON WITH BALL		91-40
U+26FA	TENT		91-41
U+1F17B	NEGATIVE SQUARED LATIN CAPITAL LETTER L		91-42
U+26FB	JAPANESE BANK SYMBOL		91-44
U+26FC	HEADSTONE GRAVEYARD SYMBOL		91-45
U+26FD	FUEL PUMP		91-46
U+26FE	CUP ON BLACK SQUARE		91-47
U+1F17C	NEGATIVE SQUARED LATIN CAPITAL LETTER M		91-48
U+26FF	WHITE FLAG WITH HORIZONTAL MIDDLE BLACK STRIPE		91-49






U+27A1	BLACK RIGHTWARDS ARROW	→	92-01
U+2B05	LEFTWARDS BLACK ARROW	←	92-02
U+2B06	UPWARDS BLACK ARROW	↑	92-03
U+2B07	DOWNWARDS BLACK ARROW	↓	92-04
U+2B2F	WHITE VERTICAL ELLIPSE	○	92-05
U+2B2E	BLACK VERTICAL ELLIPSE	●	92-06
U+33A5	SQUARE M CUBED	m ³	92-12
U+33A0	SQUARE CM SQUARED	cm ²	92-14
U+33A4	SQUARE CM CUBED	cm ³	92-15
U+1F100	DIGIT ZERO FULL STOP	0.	92-16
U+2488	DIGIT ONE FULL STOP	1.	92-17
U+2489	DIGIT TWO FULL STOP	2.	92-18
U+248A	DIGIT THREE FULL STOP	3.	92-19
U+248B	DIGIT FOUR FULL STOP	4.	92-20
U+248C	DIGIT FIVE FULL STOP	5.	92-21
U+248D	DIGIT SIX FULL STOP	6.	92-22
U+248E	DIGIT SEVEN FULL STOP	7.	92-23





U+248F	DIGIT EIGHT FULL STOP	8.	92-24
U+2490	DIGIT NINE FULL STOP	9.	92-25
U+1F101	DIGIT ZERO COMMA	0,	92-32
U+1F102	DIGIT ONE COMMA	1,	92-33
U+1F103	DIGIT TWO COMMA	2,	92-34
U+1F104	DIGIT THREE COMMA	3,	92-35
U+1F105	DIGIT FOUR COMMA	4,	92-36
U+1F106	DIGIT FIVE COMMA	5,	92-37
U+1F107	DIGIT SIX COMMA	6,	92-38
U+1F108	DIGIT SEVEN COMMA	7,	92-39
U+1F109	DIGIT EIGHT COMMA	8,	92-40
U+1F10A	DIGIT NINE COMMA	9,	92-41
U+3233	PARENTHESESIZED IDEOGRAPH SOCIETY	〔社〕	92-42
U+3236	PARENTHESESIZED IDEOGRAPH FINANCIAL	〔財〕	92-43
U+3244	CIRCLED IDEOGRAPH QUESTION	〔問〕	92-47
U+27D0	WHITE DIAMOND WITH CENTERED DOT	◆	92-52
U+1F12D	CIRCLED CD	〔CD〕	92-55

U+1F12C	CIRCLED LATIN CAPITAL LETTER R	®	92-86
U+1F12B	CIRCLED ITALIC LATIN CAPITAL LETTER C	©	92-87
U+3247	CIRCLED IDEOGRAPH KOTO	箏	92-88
U+1F190	SQUARED DJ	DJ	92-89
U+1F226	SQUARED CJK UNIFIED IDEOGRAPH-6F14	演	92-90
U+213B	FACSIMILE SIGN	Fax	92-91
U+322A	PARENTHESESIZED IDEOGRAPH MOON	(月)	93-01
U+322B	PARENTHESESIZED IDEOGRAPH FIRE	(火)	93-02
U+322C	PARENTHESESIZED IDEOGRAPH WATER	(水)	93-03
U+322D	PARENTHESESIZED IDEOGRAPH WOOD	(木)	93-04
U+322E	PARENTHESESIZED IDEOGRAPH METAL	(金)	93-05
U+322F	PARENTHESESIZED IDEOGRAPH EARTH	(土)	93-06
U+3230	PARENTHESESIZED IDEOGRAPH SUN	(日)	93-07
U+3237	PARENTHESESIZED IDEOGRAPH CONGRATULATION	(祝)	93-08
U+3036	CIRCLED POSTAL MARK	〒	93-15
U+26BE	BASEBALL	⚾	93-16

U+1F240	TORTOISE SHELL BRACKETED CJK UNIFIED IDEOGRAPH-672C	〔本〕	93-17
U+1F241	TORTOISE SHELL BRACKETED CJK UNIFIED IDEOGRAPH-4E09	〔三〕	93-18
U+1F242	TORTOISE SHELL BRACKETED CJK UNIFIED IDEOGRAPH-4E8C	〔二〕	93-19
U+1F243	TORTOISE SHELL BRACKETED CJK UNIFIED IDEOGRAPH-5B89	〔安〕	93-20
U+1F244	TORTOISE SHELL BRACKETED CJK UNIFIED IDEOGRAPH-70B9	〔点〕	93-21
U+1F245	TORTOISE SHELL BRACKETED CJK UNIFIED IDEOGRAPH-6253	〔打〕	93-22
U+1F246	TORTOISE SHELL BRACKETED CJK UNIFIED IDEOGRAPH-76D7	〔盗〕	93-23
U+1F247	TORTOISE SHELL BRACKETED CJK UNIFIED IDEOGRAPH-52DD	〔勝〕	93-24
U+1F248	TORTOISE SHELL BRACKETED CJK UNIFIED IDEOGRAPH-6557	〔敗〕	93-25
U+1F12A	TORTOISE SHELL BRACKETED LATIN CAPITAL LETTER S	〔S〕	93-26
U+1F227	SQUARED CJK UNIFIED IDEOGRAPH-6295	〔投〕	93-27
U+1F228	SQUARED CJK UNIFIED IDEOGRAPH-6355	〔捕〕	93-28

U+1F229	SQUARED CJK UNIFIED IDEOGRAPH-4E00	一	93-29
U+1F214	SQUARED CJK UNIFIED IDEOGRAPH-4E8C	二	93-30
U+1F22A	SQUARED CJK UNIFIED IDEOGRAPH-4E09	三	93-31
U+1F22B	SQUARED CJK UNIFIED IDEOGRAPH-904A	遊	93-32
U+1F22C	SQUARED CJK UNIFIED IDEOGRAPH-5DE6	左	93-33
U+1F22D	SQUARED CJK UNIFIED IDEOGRAPH-4E2D	中	93-34
U+1F22E	SQUARED CJK UNIFIED IDEOGRAPH-53F3	右	93-35
U+1F22F	SQUARED CJK UNIFIED IDEOGRAPH-6307	指	93-36
U+1F230	SQUARED CJK UNIFIED IDEOGRAPH-8D70	走	93-37
U+1F231	SQUARED CJK UNIFIED IDEOGRAPH-6253	打	93-38
U+2113	SCRIPT SMALL L	ℓ	93-39
U+338F	SQUARE KG	kg	93-40
U+3390	SQUARE HZ	Hz	93-41
U+33CA	SQUARE HA	ha	93-42
U+33A2	SQUARE KM SQUARED	km ²	93-44
U+3371	SQUARE HPA	hPa	93-45
U+2189	VULGAR FRACTION ZERO THIRDS	⅓	93-49

U+2156	VULGAR FRACTION TWO FIFTHS	$\frac{2}{5}$	93-55
U+2157	VULGAR FRACTION THREE FIFTHS	$\frac{3}{5}$	93-56
U+2158	VULGAR FRACTION FOUR FIFTHS	$\frac{4}{5}$	93-57
U+2159	VULGAR FRACTION ONE SIXTH	$\frac{1}{6}$	93-58
U+215A	VULGAR FRACTION FIVE SIXTHS	$\frac{5}{6}$	93-59
U+2150	VULGAR FRACTION ONE SEVENTH	$\frac{1}{7}$	93-60
U+215B	VULGAR FRACTION ONE EIGHTS	$\frac{1}{8}$	93-61
U+2151	VULGAR FRACTION ONE NINTH	$\frac{1}{9}$	93-62
U+2152	VULGAR FRACTION ONE TENTH	$\frac{1}{10}$	93-63
U+26C4	SNOWMAN WITHOUT SNOW		93-67
U+26C9	TURNUED WHITE SHOGI PIECE		93-70
U+26CA	TURNUED BLACK SHOGI PIECE		93-71
U+26CB	WHITE DIAMOND IN SQUARE		93-76
U+26C5	SUN BEHIND CLOUD		93-80
U+2614	UMBRELLA WITH RAIN DROPS		93-81
U+26C6	RAIN		93-82
U+26C7	BLACK SNOWMAN		93-84

U+26A1	HIGH VOLTAGE SIGN		93-85
U+26C8	THUNDER CLOUD AND RAIN		93-86
U+269E	THREE LINES CONVERGING RIGHT		93-88
U+269F	THREE LINES CONVERGING LEFT		93-89
U+2474	PARENTHESESIZED DIGIT ONE	(1)	94-17
U+2475	PARENTHESESIZED DIGIT TWO	(2)	94-18
U+2476	PARENTHESESIZED DIGIT THREE	(3)	94-19
U+2477	PARENTHESESIZED DIGIT FOUR	(4)	94-20
U+2478	PARENTHESESIZED DIGIT FIVE	(5)	94-21
U+2479	PARENTHESESIZED DIGIT SIX	(6)	94-22
U+247A	PARENTHESESIZED DIGIT SEVEN	(7)	94-23
U+247B	PARENTHESESIZED DIGIT EIGHT	(8)	94-24
U+247C	PARENTHESESIZED DIGIT NINE	(9)	94-25
U+247D	PARENTHESESIZED DIGIT TEN	(10)	94-26
U+247E	PARENTHESESIZED DIGIT ELEVEN	(11)	94-27
U+247F	PARENTHESESIZED DIGIT TWELVE	(12)	94-28
U+1F110	PARENTHESESIZED LATIN CAPITAL LETTER A	(A)	94-33

U+1F111	PARENTHESESIZED LATIN CAPITAL LETTER B	(B)	94-34
U+1F112	PARENTHESESIZED LATIN CAPITAL LETTER C	(C)	94-35
U+1F113	PARENTHESESIZED LATIN CAPITAL LETTER D	(D)	94-36
U+1F114	PARENTHESESIZED LATIN CAPITAL LETTER E	(E)	94-37
U+1F115	PARENTHESESIZED LATIN CAPITAL LETTER F	(F)	94-38
U+1F116	PARENTHESESIZED LATIN CAPITAL LETTER G	(G)	94-39
U+1F117	PARENTHESESIZED LATIN CAPITAL LETTER H	(H)	94-40
U+1F118	PARENTHESESIZED LATIN CAPITAL LETTER I	(I)	94-41
U+1F119	PARENTHESESIZED LATIN CAPITAL LETTER J	(J)	94-42
U+1F11A	PARENTHESESIZED LATIN CAPITAL LETTER K	(K)	94-43
U+1F11B	PARENTHESESIZED LATIN CAPITAL LETTER L	(L)	94-44
U+1F11C	PARENTHESESIZED LATIN CAPITAL LETTER M	(M)	94-45
U+1F11D	PARENTHESESIZED LATIN CAPITAL LETTER N	(N)	94-46
U+1F11E	PARENTHESESIZED LATIN CAPITAL LETTER O	(O)	94-47
U+1F11F	PARENTHESESIZED LATIN CAPITAL LETTER P	(P)	94-48
U+1F120	PARENTHESESIZED LATIN CAPITAL LETTER Q	(Q)	94-49
U+1F121	PARENTHESESIZED LATIN CAPITAL LETTER R	(R)	94-50

U+1F122	PARENTHESESIZED LATIN CAPITAL LETTER S	(S)	94-51
U+1F123	PARENTHESESIZED LATIN CAPITAL LETTER T	(T)	94-52
U+1F124	PARENTHESESIZED LATIN CAPITAL LETTER U	(U)	94-53
U+1F125	PARENTHESESIZED LATIN CAPITAL LETTER V	(V)	94-54
U+1F126	PARENTHESESIZED LATIN CAPITAL LETTER W	(W)	94-55
U+1F127	PARENTHESESIZED LATIN CAPITAL LETTER X	(X)	94-56
U+1F128	PARENTHESESIZED LATIN CAPITAL LETTER Y	(Y)	94-57
U+1F129	PARENTHESESIZED LATIN CAPITAL LETTER Z	(Z)	94-58

Description 1 UCS coding without using surrogate

Some characters made available in Section 5.2 are allocated as supplementary multilingual plane (SMP) or supplementary ideographic plane (SIP), which are planes other than the Basic Multilingual Plane (BMP) in UCS. The characters allocated as SMP or SIP cannot be used unless the systems support UCS-4 or a surrogate (UTF-16). Therefore, it is difficult to use these characters by systems which have capability to process only the range of the characters encoded in UCS-2. When using the repertoire defined in Section 5.2 on such systems, the characters allocated as SMP or SIP are used as character reallocated to a private usage area (PUA) in the BMP in accordance with the Table D1-1 and Table D1-2. However, such characters must be used carefully because the reallocated characters are incompatible with the characters used in other systems that implement UCS correctly.

Table D1-1: Reallocation of characters of JIS X0213:2004 in SMP and SIP to PUA

Plane-Row-Cell	Code in PUA	Plane-Row-Cell	Code in PUA	Plane-Row-Cell	Code in PUA
1-14-2	U+E760	2-4-18	U+E791	2-14-3	U+E7C3
1-15-34	U+E761	2-4-26	U+E792	2-14-4	U+E7C4
1-15-44	U+E762	2-4-29	U+E793	2-14-26	U+E7C5
1-15-64	U+E763	2-4-57	U+E794	2-14-28	U+E7C6
1-15-91	U+E764	2-4-60	U+E795	2-14-29	U+E7C7
1-47-52	U+E7F4	2-4-62	U+E796	2-14-34	U+E7C8
1-47-67	U+E765	2-4-67	U+E797	2-14-35	U+E7C9
1-47-78	U+E766	2-4-74	U+E798	2-14-36	U+E7CA
1-85-26	U+E767	2-4-75	U+E799	2-14-39	U+E7CB
1-85-82	U+E768	2-4-82	U+E79A	2-14-41	U+E7CC
1-86-9	U+E769	2-4-84	U+E79B	2-14-53	U+E7CD
1-86-18	U+E76A	2-4-85	U+E79C	2-14-54	U+E7CE
1-86-64	U+E76B	2-5-5	U+E79D	2-14-55	U+E7CF
1-87-76	U+E76C	2-5-18	U+E79E	2-14-59	U+E7D0
1-88-94	U+E76D	2-5-30	U+E79F	2-14-87	U+E7D1
1-89-9	U+E76E	2-5-36	U+E7A0	2-14-88	U+E7D2
1-89-39	U+E76F	2-5-39	U+E7A1	2-15-10	U+E7D3
1-89-52	U+E770	2-5-53	U+E7A2	2-15-31	U+E7D4
1-89-78	U+E771	2-5-54	U+E7A3	2-15-32	U+E7D5
1-90-61	U+E772	2-5-94	U+E7A4	2-15-34	U+E7D6
1-91-19	U+E773	2-8-16	U+E7A5	2-15-35	U+E7D7
1-91-41	U+E774	2-8-23	U+E7A6	2-15-46	U+E7D8
1-91-76	U+E775	2-8-24	U+E7A7	2-15-57	U+E7D9
1-92-41	U+E776	2-8-26	U+E7A8	2-15-65	U+E7DA
1-92-49	U+E777	2-8-27	U+E7A9	2-15-73	U+E7DB
1-94-70	U+E778	2-8-31	U+E7AA	2-15-74	U+E7DC
2-1-1	U+E779	2-8-32	U+E7AB	2-15-80	U+E7DD
2-1-11	U+E77A	2-8-37	U+E7AC	2-15-85	U+E7DE
2-1-14	U+E77B	2-8-40	U+E7AD	2-78-3	U+E7DF
2-1-22	U+E77C	2-8-42	U+E7AE	2-78-20	U+E7E0
2-1-38	U+E77D	2-8-43	U+E7AF	2-78-41	U+E7E1
2-1-80	U+E77E	2-8-59	U+E7B0	2-78-60	U+E7E2
2-1-87	U+E77F	2-8-70	U+E7B1	2-78-62	U+E7E3

2-1-89	U+E780	2-8-76	U+E7B2	2-78-63	U+E7E4
2-3-2	U+E781	2-12-2	U+E7B3	2-78-64	U+E7E5
2-3-5	U+E782	2-12-11	U+E7B4	2-79-18	U+E7E6
2-3-7	U+E783	2-12-16	U+E7B5	2-79-39	U+E7E7
2-3-17	U+E784	2-12-48	U+E7B6	2-79-45	U+E7E8
2-3-18	U+E785	2-12-69	U+E7B7	2-79-65	U+E7E9
2-3-24	U+E786	2-12-77	U+E7B8	2-79-68	U+E7EA
2-3-31	U+E787	2-12-82	U+E7B9	2-80-2	U+E7EB
2-3-33	U+E788	2-13-4	U+E7BA	2-80-19	U+E7EC
2-3-42	U+E789	2-13-9	U+E7BB	2-80-25	U+E7ED
2-3-50	U+E78A	2-13-10	U+E7BC	2-80-51	U+E7EE
2-3-51	U+E78B	2-13-18	U+E7BD	2-80-91	U+E7EF
2-3-57	U+E78C	2-13-20	U+E7BE	2-81-14	U+E7F0
2-3-60	U+E78D	2-13-21	U+E7BF	2-81-16	U+E7F1
2-3-87	U+E78E	2-13-25	U+E7C0	2-81-21	U+E7F2
2-4-10	U+E78F	2-13-54	U+E7C1	2-81-36	U+E7F3
2-4-17	U+E790	2-13-93	U+E7C2		

Table D1-2: Reallocation of additional characters and symbols in SMP and SIP to PUA

UCS Assigned Code	Row-Cell in STD-B24	Code in PUA	UCS Assigned Code	Row-Cell in STD-B24	Code in PUA
U+20158	85-02	U+E081	U+1F109	92-40	U+E29E
U+233CC	85-53	U+E08A	U+1F10A	92-41	U+E29F
U+233FE	85-54	U+E08B	U+1F12D	92-55	U+E2A4
U+235C4	85-56	U+E08C	U+1F12C	92-86	U+E3A7
U+242EE	85-68	U+E08E	U+1F12B	92-87	U+E3A8
U+1F17F	90-16	U+E0D8	U+1F190	92-89	U+E2C4
U+1F18A	90-17	U+E0D9	U+1F226	92-90	U+E2C5
U+1F14A	90-48	U+E0F8	U+1F240	93-17	U+E2CD
U+1F14C	90-49	U+E0F9	U+1F241	93-18	U+E2CE
U+1F13F	90-50	U+E0FA	U+1F242	93-19	U+E2CF
U+1F146	90-51	U+E0FB	U+1F243	93-20	U+E2D0
U+1F14B	90-52	U+E0FC	U+1F244	93-21	U+E2D1
U+1F210	90-53	U+E0FD	U+1F245	93-22	U+E2D2
U+1F211	90-54	U+E0FE	U+1F246	93-23	U+E2D3
U+1F212	90-55	U+E0FF	U+1F247	93-24	U+E2D4
U+1F213	90-56	U+E180	U+1F248	93-25	U+E2D5
U+1F142	90-57	U+E181	U+1F12A	93-26	U+E2D6
U+1F215	90-59	U+E183	U+1F227	93-27	U+E2D7
U+1F216	90-60	U+E184	U+1F228	93-28	U+E2D8
U+1F14D	90-61	U+E185	U+1F229	93-29	U+E2D9
U+1F131	90-62	U+E186	U+1F214	93-30	U+E2DA
U+1F13D	90-63	U+E187	U+1F224	93-31	U+E2DB
U+1F217	90-66	U+E18A	U+1F22B	93-32	U+E2DC
U+1F218	90-67	U+E18B	U+1F22C	93-33	U+E2DD
U+1F219	90-68	U+E18C	U+1F22D	93-34	U+E2DE
U+1F21A	90-69	U+E18D	U+1F22E	93-35	U+E2DF
U+1F21B	90-70	U+E18E	U+1F22F	93-36	U+E2E0
U+1F21C	90-72	U+E190	U+1F230	93-37	U+E2E1

U+1F21D	90-73	U+E191	U+1F231	93-38	U+E2E2
U+1F21E	90-74	U+E192	U+1F110	94-33	U+E383
U+1F21F	90-75	U+E193	U+1F117	94-34	U+E384
U+1F220	90-76	U+E194	U+1F112	94-35	U+E385
U+1F221	90-77	U+E195	U+1F113	94-36	U+E386
U+1F222	90-78	U+E196	U+1F114	94-37	U+E387
U+1F223	90-79	U+E197	U+1F115	94-38	U+E388
U+1F224	90-80	U+E198	U+1F116	94-39	U+E389
U+1F225	90-81	U+E199	U+1F117	94-40	U+E38A
U+1F14E	90-82	U+E19A	U+1F118	94-41	U+E38B
U+1F200	90-84	U+E19C	U+1F119	94-42	U+E38C
U+1F15F	91-33	U+E1C7	U+1F11A	94-43	U+E38D
U+1F18B	91-34	U+E1C8	U+1F11B	94-44	U+E38E
U+1F18D	91-35	U+E1C9	U+1F11C	94-45	U+E38F
U+1F18C	91-36	U+E1CA	U+1F11D	94-46	U+E390
U+1F179	91-37	U+E1CB	U+1F11E	94-47	U+E391
U+1F17B	91-42	U+E1D0	U+1F11F	94-48	U+E392
U+1F17C	91-48	U+E1D6	U+1F120	94-49	U+E393
U+1F100	92-16	U+E28F	U+1F121	94-50	U+E394
U+1F101	92-32	U+E296	U+1F122	94-51	U+E395
U+1F102	92-33	U+E297	U+1F123	94-52	U+E396
U+1F103	92-34	U+E298	U+1F124	94-53	U+E397
U+1F104	92-35	U+E299	U+1F125	94-54	U+E398
U+1F105	92-36	U+E29A	U+1F126	94-55	U+E399
U+1F106	92-37	U+E29B	U+1F127	94-56	U+E39A
U+1F107	92-38	U+E29C	U+1F128	94-57	U+E39B
U+1F108	92-39	U+E29D	U+1F129	94-58	U+E39C

<Blank Page>

Part 3 Coding of Closed Caption and Super impose

Contents

Chapter 1: General Terms	57
1.1 Purpose.....	57
1.2 Scope.....	57
1.3 References	57
1.3.1 Normative references	57
1.3.2 Informative references	57
1.4 Terminology.....	57
1.4.1 Abbreviations.....	57
Chapter 2: Presentation Function of Closed Caption and Super impose	58
2.1 Types of Closed Caption and Super impose.....	58
2.2 Overview of Presentation Function of Closed Caption	58
Chapter 3: Description Language for Closed Caption and Super impose	60
3.1 Character Coding.....	60
3.1.1 Character coding scheme	60
3.1.2 Repertoire	60
3.2 Namespace	60
3.3 Structure of the ARIB-TTML Document	61
3.3.1 Profile of the ARIB-TTML.....	61
3.3.2 Extended elements	62
3.3.2.1 arib-tt:font-face element.....	62
3.3.2.2 arib-tt:keyframes element.....	63
3.3.2.3 arib-tt:audio element.....	65
3.3.3 Extended attribute	66
3.3.3.1 arib-tt:animation	66
3.3.3.2 arib-tt:border	67
3.3.3.3 arib-tt:letter-spacing	68
3.3.3.4 arib-tt:marquee.....	68
3.3.3.5 arib-tt:ruby	69
3.3.3.6 arib-tt:text-shadow	70
3.4 Referencing Resources from the ARIB-TTML document.....	70
3.4.1 Referencing resources transmitted over broadcast.....	70
3.4.2 Referencing receiver's built-in sound.....	71
3.5 Font	71
3.5.1 Font-family	71
3.5.2 Specifying non-built-in font including Gaiji	71
3.5.3 Font-size.....	72
3.5.4 Font-weight.....	72
3.5.5 Color.....	72
3.6 Audio playback.....	72
3.6.1 Audio clip file	73

3.6.2	Receiver's built-in sound	73
3.7	Displaying images.....	73
3.7.1	Images embedded in an ARIB-TTML document	73
3.7.2	Reference to an external image resource of ARIB-TTML document.....	74
3.8	Clearing Screen.....	75
3.9	Default Value of the ARIB-TTML Document	75
Chapter 4:	Initialization	76
Chapter 5:	Transmission of Closed Caption and Super impose	77
5.1	Transmission of Closed Caption and Super impose Using MMT	77
5.2	Transmission of Closed Caption and Super impose Using MPEG-2 TS	77
Description 1:	Example of continuous presentation across multiple TTML documents in live mode	78

Chapter 1: General Terms

1.1 Purpose

This part of the standard defines the coding of closed caption and super impose for the second generation multimedia coding scheme for digital broadcasting that is specified as the Japanese standard specifications.

1.2 Scope

This standard applies to the coding of closed caption and super impose among the multimedia coding scheme for the advanced broadband satellite digital broadcasting.

1.3 References

1.3.1 Normative references

The latest version is used if a specific version is not specified for any of the following documents and recommendations that are listed as normative references. A specific version is used if it is specified for a normative reference; however, iusers of this standard are encouraged to investigate the possibility of applying the most recent version of the normative references.

- [1] Timed Text Markup Language 1 (TTML1) (Second Edition), W3C Recommendation 24 September 2013 (hereinafter referred to as "TTML1 standard")
- [2] SMPTE Timed Text Format (SMPTE-TT), SMPTE ST 2052-1:2013

1.3.2 Informative references

The standard related to this standard is as follows.

- [1] ARIB STD-B60 "MMT-based Media Transport Scheme in Digital Broadcasting Systems"

1.4 Terminology

1.4.1 Abbreviations

AIFF	Audio Interchange File Format
AIFF-C	Audio Interchange File Format - Compressed
MMT	MPEG Media Transport
MPU	Media Processing Unit
PCM	Pulse Code Modulation
PNG	Portable Network Graphics
SMPTE	Society of Motion Picture & Television Engineers
SMPTE-TT	SMPTE - Timed Text
SVG	Scalable Vector Graphics
TTML	Timed Text Markup Language
UCS	Universal multiple-octet coded Character Set
URI	Uniform Resource Identifier
URL	Uniform Resource Locator
WOFF	Web Open Font Format

Chapter 2: Presentation Function of Closed Caption and Super impose

2.1 Types of Closed Caption and Super impose

In this standard, it is called closed caption for a service which is presented by characters, still pictures, or sound without using runtime environment in a receiver and is related to the video content. A service which not related to video content is called super impose. For viewpoint of specification of the transmission and coding scheme, they are not distinguished from each other, and are collectively called closed caption.

2.2 Overview of Presentation Function of Closed Caption

Table 2-1 shows the overview of the presentation function of closed caption in this standard.

Table 2-1: Presentation function of closed caption

Presentation function	Format	1920 x 1080, 3840 x 2160, 7680 x 4320
	Orientation	horizontal, vertical, mixture of horizontal and vertical
	Character repertoire	Characters defined in Vol.1, Part. 2 of this standard and additional downloadable characters
	Character encoding	UTF-8
	Font	Selectable
	Gaiji	Available by SVG 1.1 and WOFF File Format 1.0
	Font size	Selectable in pixels
	Font color	256 steps each for red, green, blue and alpha (transparency)
	Color designation unit	Each character
	Character attribute	flashing, underline, overline, strike-out, enclosure, shadow, bold, italic, italic bold
	Graphics	PNG, SVG
Presentation control	Timing control	start time, end time, duration
	Switching control	cut, pop-on, paint-on, roll-up, scroll, key-frame animation
Misc.	Audio clip	PCM (AIFF-C), MP3, MPEG2-AAC, MPEG4-AAC
	Built-in sound	PCM (AIFF-C), MP3, MPEG2-AAC, MPEG4-AAC

Table 2-2: Closed Caption display mode

Display mode		Display function
Live	Automatic presentation	Presented regardless of viewer's operation
	Automatic erasure	Erased regardless of viewer's operation
	Selectable	Control for presentation by the viewer's operation and receiver setting
Playback of recording	Automatic display	Recorded automatically when recording and always displayed when playing a video regardless of viewer's operation
	Automatic non-display	Non-displayed when playing a video
	Selectable display	Recorded automatically when recording and displayed (or non-displayed) when playing a video based on the viewer's operation.

Format is 1920 x 1080, 3840 x 2160 or 7680 x 4320.

Table 2-3: Display format and display area size

Display format	Size of display area
1920 x 1080	Width 1920 x Height 1080
3840 x 2160	Width 3840 x Height 2160
7680 x 4320	Width 7680 x Height 4320

Chapter 3: Description Language for Closed Caption and Super impose

This chapter defines the description language, ARIB-TTML, for closed caption and super impose, to which some functions are added for the advanced broadband satellite digital broadcasting, based on the W3C Recommendation "Timed Text Markup Language 1 (TTML1) (Second Edition)" and SMPTE ST 2052-1:2013 "Timed Text Format (SMPTE-TT)".

The documents described using the ARIB-TTML description language are called "ARIB-TTML document".

3.1 Character Coding

3.1.1 Character coding scheme

UTF-8 defined in Volume 1, Part 2 of this standard is used as the character coding scheme for the ARIB-TTML documents.

3.1.2 Repertoire

Repertoire including Gaiji defined in Volume 1, Part 2 of this standard are used for the ARIB-TTML document encoded in UTF-8. The following control codes are used.

Table 3-1: Control codes available in the ARIB-TTML document

Code location	Value
U+0009	Character tabulation (TAB)
U+000A	LINE FEED (LF)
U+000D	CARRIAGE RETURN (CR)

3.2 Namespace

The following namespaces and prefixes are used for the elements and attributes of the ARIB-TTML document. The prefix "arib-tt:" is used for the elements and attributes for extension defined by this standard.

Table 3-2: Namespace

Name	Prefix	Namespace
TT	tt:	http://www.w3.org/ns/ttml
TT Parameter	ttp:	http://www.w3.org/ns/ttml#parameter
TT Style	tts:	http://www.w3.org/ns/ttml#styling
TT Metadata	ttm:	http://www.w3.org/ns/ttml#metadata
SMPTE	smpte:	http://www.smpte-ra.org/schemas/2052-1/2013/smpte-tt
ARIB	arib-tt:	http://www.arib.or.jp/ns/arib-ttml/v1_0

3.3 Structure of the ARIB-TTML Document

An ARIB-TTML document conforms to the TTML1 standard [1] and the SMPTE-TT standard [2] and is written in a document structure using the elements and attributes extended by this standard. Figure 3-1 shows the upper structure of the ARIB-TTML document.

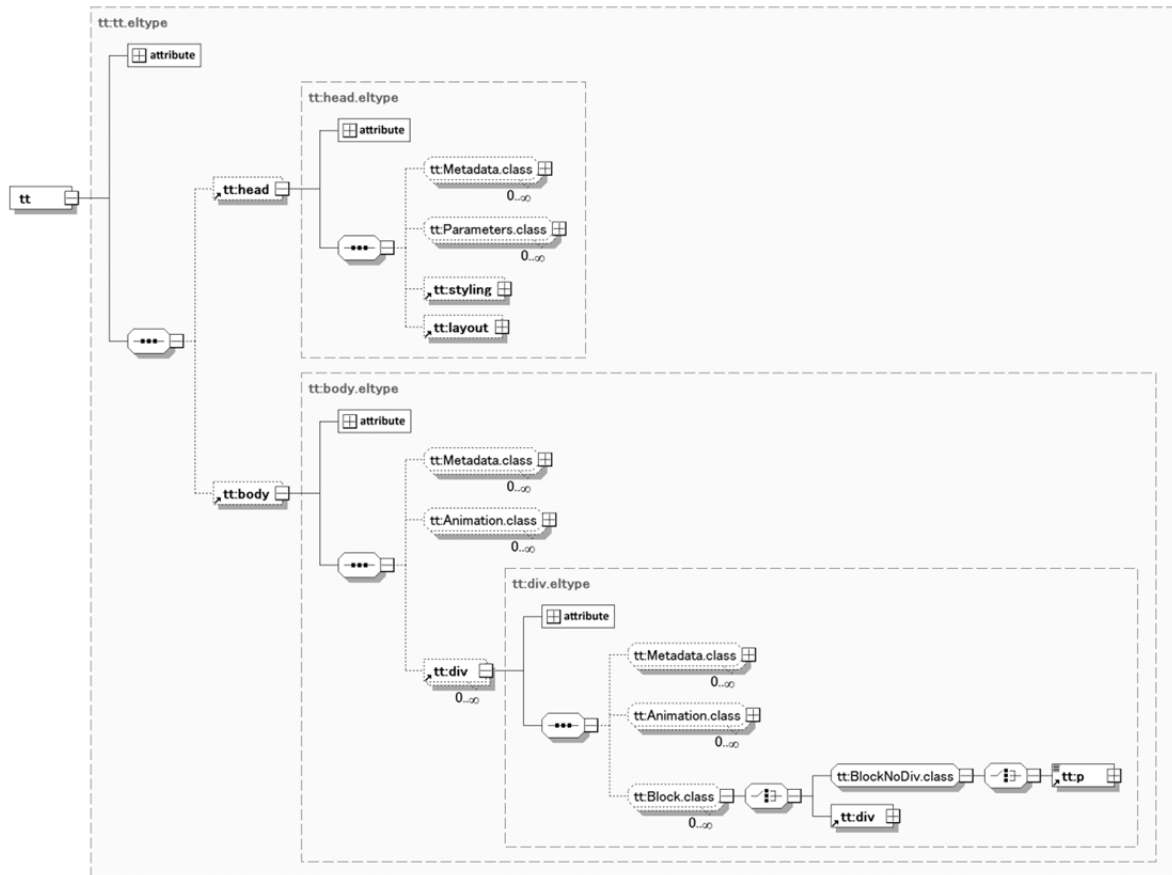


Fig. 3-1: Upper structure of the ARIB-TTML document

tt element is the root element, under which the head element and body element can be placed. The under the head element can be the styling element and the layout element that define layout, etc. of the entire document. div element and p element can be child elements of body element. div element and p element can contain the text and other data provided as closed caption and super impose. In div element and p element, the information for controlling time, such as begin attribute can be described to display closed caption text and other data in a specified time. Each element described above conforms to the TTML1 standard. Elements and attributes belonging to a level lower than the elements described above include extensions by SMPTE-TT standard and this standard. The following section defines the elements and attributes that are extended by this standard.

3.3.1 Profile of the ARIB-TTML

The ARIB-TTML profile identifiers is

- http://www.arib.or.jp/ns/profiles/arib-ttml-full/v1_0

The feature element description and extension element description that are specified in the ARIB-TTML profile definition, which conform to the TTML1 standard, are defined in the operational rules.

3.3.2 Extended elements

3.3.2.1 arib-tt:font-face element

arib-tt:font-face element is an element for specifying a non-built-in font that can be used for Gaiji in an ARIB-TTML document. Zero or more arib-tt:font-face element can be placed in a styling element of an ARIB-TTML document. For the specification related to non-built-in fonts, see Section 3.5.2. Table 3-3 shows syntax of arib-tt:font-face element and Fig. 3-2 shows its structure.

Table 3-3: Syntax of arib-tt:font-face element

```
<xsd:element name="font-face" type="arib:font-faceType"/>

<xsd:complexType name="font-faceType">
  <xsd:sequence>
    <xsd:element name="src" type="arib:font-face-srcType"
      maxOccurs="unbounded"/>
  </xsd:sequence>
  <xsd:attribute name="font-family" type="xsd:string" use="required"/>
  <xsd:attribute name="unicode-range" type="xsd:string"/>
  <xsd:attribute name="id" type="xsd:ID"/>
</xsd:complexType>

<xsd:complexType name="font-face-srcType">
  <xsd:attribute name="url" type="xsd:anyURI" use="required"/>
  <xsd:attribute name="format" type="xsd:string"/>
  <xsd:attribute name="id" type="xsd:ID"/>
</xsd:complexType>
```

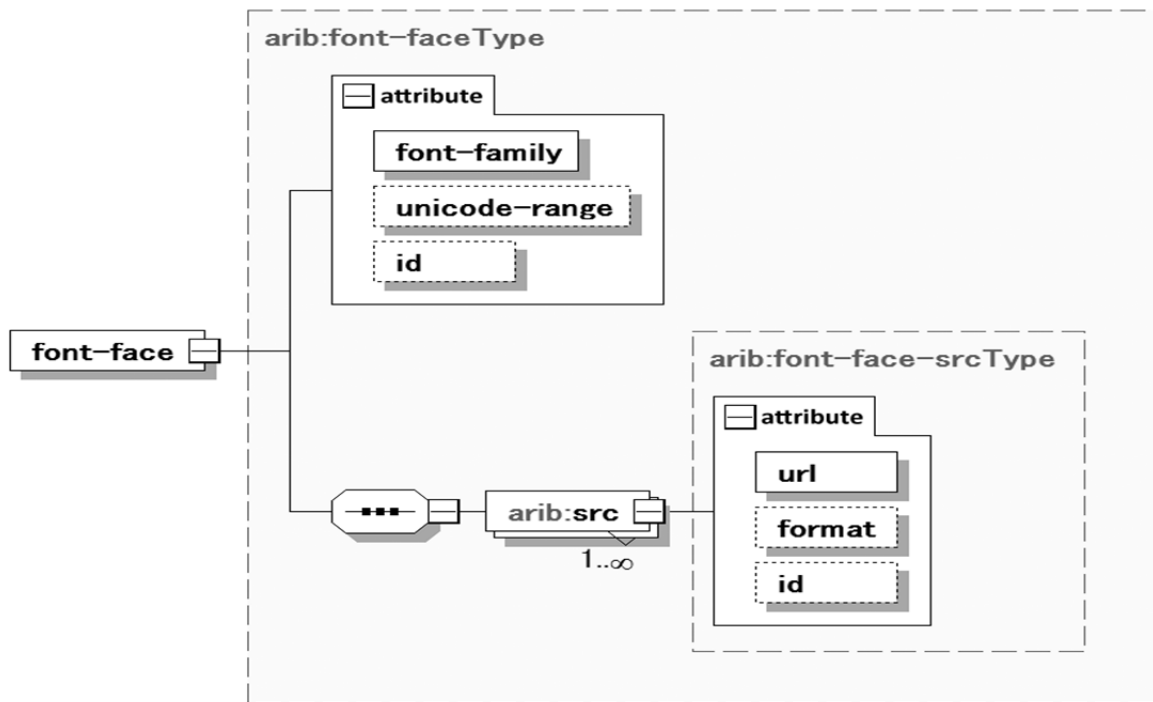


Fig. 3-2: Structure of arib-tt:font-face element

Semantics for arib-tt:font-face element:

font-family: This is a mandatory attribute for a non-built-in font to define a font family name to be called by tts:fontFamily attribute.

unicode-range: This attribute represents the range of character code values that is supported by a font. The following shows description examples.

- unicode-range = "U+A5": The example of applying a range only to a specific character
- unicode-range = "U+0-7F": The example of specifying one range
- unicode-range = "U+A5, U+0-7F, …": The example of specifying multiple ranges

arib-tt:src: This attribute is a parent element to specify url attribute and format attribute. One or more src elements must be defined.

url: This is a mandatory attribute that defines a URL of a font file location.

format: This attribute defines a font file format. Either "svg" or "woff" can be written.

3.3.2.2 arib-tt:keyframes element

arib-tt:keyframes element is an element to define animation sequence. Every moment of a sequence of an animation, from the start to the end, is specified by arib-tt:keyframe element which is a child of this element. For instance, if the tts:origin attribute of multiple keyframe elements is changed, the target element moves according to value. The animation defined by this element is called by arib-tt:animation element using a name of the animation which is also defined by this element. Zero or more arib-tt:keyframes element can be placed in styling element of an ARIB-TTML document. Table 3-4 shows syntax of arib-tt:keyframes element and Fig. 3-3 shows its structure.

Table 3-4: The syntax of the arib-tt:keyframes element

```
<xsd:element name="keyframes" type="arib:keyframesType"/>

<xsd:complexType name="keyframesType">
  <xsd:sequence>
    <xsd:element name="keyframe" type="arib:keyframeType" minOccurs="2"
      maxOccurs="unbounded"/>
  </xsd:sequence>
  <xsd:attribute name="animationName" type="xsd:string" use="required"/>
  <xsd:attribute name="id" type="xsd:ID"/>
</xsd:complexType>

<xsd:complexType name="keyframeType">
  <xsd:attribute name="position" type="xsd:string" use="required"/>
  <xsd:attribute ref="tts:backgroundColor"/>
  <xsd:attribute ref="tts:color"/>
  <xsd:attribute ref="tts:fontSize"/>
  <xsd:attribute ref="tts:extent"/>
  <xsd:attribute ref="tts:opacity"/>
  <xsd:attribute ref="tts:origin"/>
  <xsd:attribute name="id" type="xsd:ID"/>
</xsd:complexType>
```

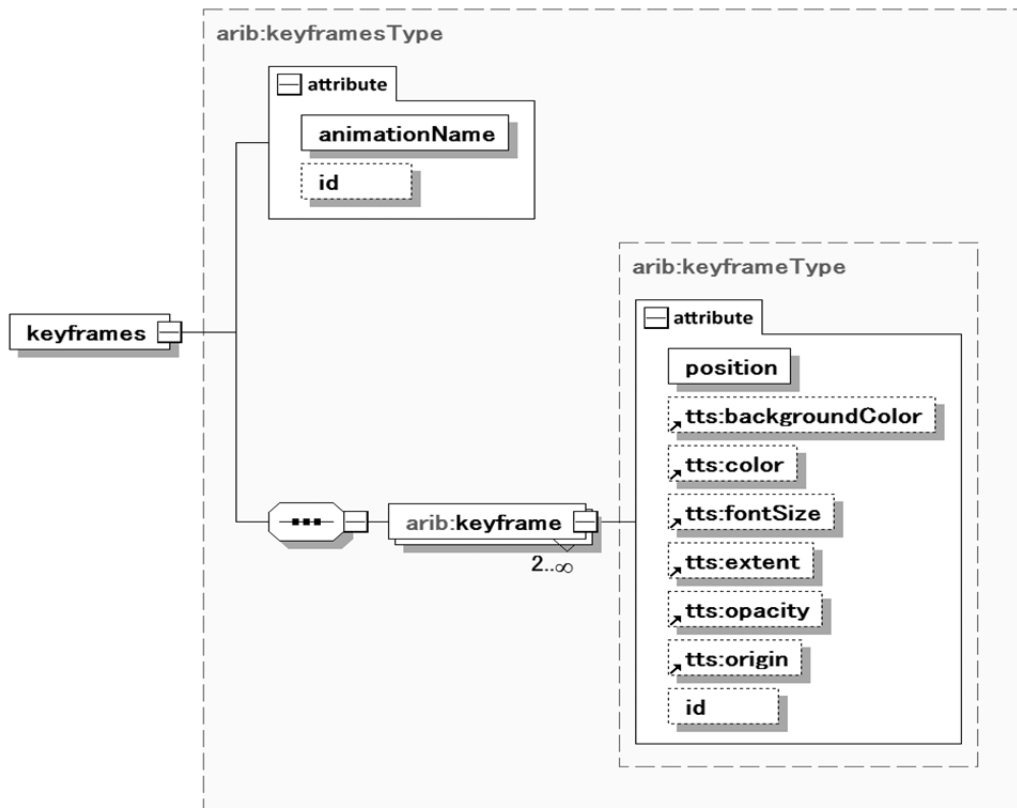


Fig. 3-3: Structure of arib-tt:keyframes element

Semantics of arib-tt:keyframes element:

animationName: an attribute to specify the name of an animation sequence defined by this element. An animation is referenced by specifying the animation name with the arib-tt:animation attribute in an ARIB-TTML document.

keyframe: an element to define each step (keyframe) of an animation. The position attribute whose value is set to "0%" and the keyframe element whose value is set to "100%" must be defined. Multiple attribute can be specified with the keyframe element.

position: a percent value that represents a time when an applicable key frame occurs in an animation sequence.

tts:backgroundColor: Background color of an element in which the arib-tt:animation attribute is specified in a moment when an applicable keyframe is presented.

tts:color: Character color of the element in which the arib-tt:animation attribute is defined in a moment when an applicable keyframe is presented.

tts:extent: Width and height of an element in which the arib-tt:animation attribute is defined in a moment when an applicable keyframe is presented.

tts:fontSize: Font size of an element in which the arib-tt:animation attribute is defined in a moment when an applicable keyframe is presented.

tts:opacity: An alpha value for semi-transparent composition of an element in which the arib-tt:animation attribute is defined in a moment when an applicable keyframe is presented.

tts:origin: Position of an element in which the arib-tt:animation attribute is defined in a moment when an applicable keyframe is presented.

* The detailed behavior of each attribute is defined separately in the operational guidelines.

3.3.2.3 arib-tt:audio element

In ARIB-TTML, arib-tt:audio element can be used to play audio clip and the receiver's built-in sound. This element can be placed as a child element of the div element or p element in an ARIB-TTML document. Before playing audio, the parsing of an ARIB-TTML document is performed. If begin attribute is specified in the div element or p element, the start time specified in the attribute is the time to start playing the audio. If begin attribute is not specified, play of the audio starts at the time when presentation of the ARIB-TTML document starts. For the specification related to audio play, see Section 3.6. Table 3-5 shows syntax of the arib-tt:audio element and Fig. 3-4 shows its structure.

Table 3-5: Syntax of arib-tt:audio element

```
<xsd:element name="audio" type="arib:audioType"/>

<xsd:complexType name="audioType">
  <xsd:attribute name="src" type="xsd:anyURI" use="required"/>
  <xsd:attribute name="loop" type="xsd:boolean"/>
  <xsd:attribute name="id" type="xsd:ID"/>
</xsd:complexType>
```

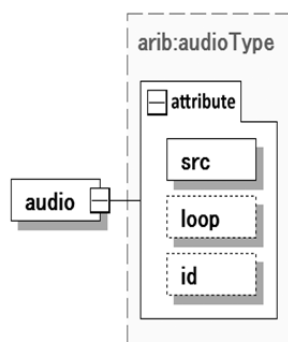


Fig. 3-4: Structure of arib-tt:audio element

Semantics of the arib-tt:audio element:

src: A mandatory attribute that defines a URL indicating the location of an audio file.

loop: A boolean value that specifies whether to repeat replaying a specified audio. If the loop attribute is omitted, the loop is specified as "false".

3.3.3 Extended attribute

3.3.3.1 arib-tt:animation

arib-tt:animation attribute is used when an animation that is defined using the arib-tt:keyframes element is applied to the element in which this attribute is defined. This attribute can be specified to style element, body element, div element, p element and span element. Table 3-6 shows the syntax of the arib-tt:animation attribute.

Table 3-6: Syntax of arib-tt:animation attribute

```
<xsd:attribute name="animation" type="xsd:string"/>
```

Semantics of the arib-tt:animation attribute:

animation: A character string that specifies the following six values collectively in the following order by separating them with a space: <animation-name>, <animation-duration>, <animation-timing-function>, <animation-delay>, <animation-iteration-count> and <animation-direction>.

(Example: arib-tt:animation = "myAnimation1 1000ms linear 0ms 1 normal")

- <animation-name>: A name of an animation sequence defined in an arib-tt:keyframes element.
- <animation-duration>: Duration time taken to play an animation once in milliseconds (ms).
- <animation-timing-function>: This specifies how an animation progress. The following value can be specified.
 - "ease": The progress follows three-dimensional bezier curve, cubic-bezier (0.25, 0.1, 0.25, 1.0) (this enables an animation to start and end in a smooth manner).
 - "linear": The progress follows cubic-bezier (0.0, 0.0, 1.0, 1.0) (constantly progressing).
 - "ease-in": The progress follows cubic-bezier (0.42, 0, 1.0, 1.0) (start slowly).
 - "ease-out": The progress follows cubic-bezier (0, 0, 0.58, 1.0) (end slowly).
 - "ease-in-out": The progress follows cubic-bezier (0.42, 0, 0.58, 1.0) (start and end slowly).
- <animation-delay>: A value how much time is required for delaying the start of an animation. 0 means no delay.
- <animation-iteration-count>: specifies value to specify the number of repeats of the animation.
- <animation-direction>: specifies value to specify whether to play an animation by alternatively reversing when repeating the animation. The following value can be specified.
 - "normal": Repeat an animation by replaying in the normal direction.
 - "alternate": Repeat an animation by replaying in the normal direction when the number of repetitions is odd and in the reverse direction when the number of repetitions is even.

3.3.3.2 arib-tt:border

The arib-tt:border attribute is an attribute used to specify the style, thickness and color of the enclosing border collectively. This can be specified as the attribute of style element, body element, div element, p element and span element. Table 3-7 shows syntax of arib-tt:border attribute.

Table 3-7: Syntax of arib-tt:border attribute

<pre><xsd:attribute name="border" type="xsd:string"/></pre>

Semantics of arib-tt:border attribute:

border: A character string that specifies the following three values collectively in the following order by separating them with a space: <border-style>, <border-width> and <border-color>. (Example: arib-tt: border = "solid 3px white")

- < border-style >: A value to specify the border style. The following value can be specified.

"none": Border is not displayed and the thickness becomes 0. If another border is overlapping, the overlapped border is displayed.

"hidden": Border is not displayed and the thickness becomes 0. If another border is overlapping, the overlapped border is not displayed neither.

"solid": The border is displayed with a single line.

"double": The border is displayed with two lines.

"groove": The border is displayed as if it were curved into the background.

"ridge": The border is displayed as if it were rising out of the background.

"inset": The border is displayed as if it were embedded in the background by displaying the top and left sides in a darker shade and the lower and right sides in a lighter shade.

"outset": The border is displayed as if it were rising out of the background by displaying the top and left sides in a lighter shade and the lower and right sides in a darker shade.

"dashed": The border is displayed with a dashed line.

"dotted": The border is displayed with a dotted line.

- < border-width >: A value to specify thickness of the border in a pixel (px).
- < border-color >: A value to specify border color. The method to specify a color conforms to Section 3.5.5.

3.3.3.3 arib-tt:letter-spacing

arib-tt:letter-spacing attribute is to specify the space between letters. This attribute can be used for style element, body element, div element, p element and span element. Table 3-8 shows syntax of arib-tt:letter-spacing attribute.

Table 3-8: Syntax of arib-tt:letter-spacing attribute

<code><xsd:attribute name="letter-spacing" type="xsd:string"/></code>

Semantics of the arib-tt:letter-spacing attribute:

letter-spacing: A value to specify an additional space to the default space between letters in pixel (px).

3.3.3.4 arib-tt:marquee

arib-tt:marquee attribute is used to automatically scroll an element and to specify style, direction, speed, and the number of repetitions collectively. If an image is included in the element in which the arib-tt:marquee attribute is defined, the image is scrolled together. This element can be specified as the attribute of the style element, body element, div element, p element and span element. Table 3-9 shows syntax of arib-tt:marquee-style attribute.

Table 3-9: Syntax of arib-tt:marquee attribute

<code><xsd:attribute name="marquee" type="xsd:string"/></code>
--

Semantics of arib-tt:marquee-style attribute:

marquee-style:A character string that specifies the following four values collectively in the following order by separating them with a space: < marquee-style>, <marquee-direction>, <marquee-speed> and <marquee-play-count>.

(Example: arib-tt:marquee = "scroll forward normal 1")

- <marquee-style>: A value to specify how the scroll is moved. The following value can be specified.
 - "scroll": Scroll content of the element entirely, from beginning to end.
 - "slide": Scroll content of element from beginning to end, and then stop.
 - "alternate": Scroll content of element from beginning to end entirely, and then scroll backward to beginning.
- < marquee-direction>: A value to specify scroll direction. The following value can be specified.
 - "forward": When using horizontal writing, scroll the element "from left to right".
When using vertical writing, scroll the element "from top to bottom".
 - "reverse": When using horizontal writing, scroll the element "from right to left".
When using vertical writing, scroll the element "from bottom to top".
- <marquee-speed >: This specifies the speed of scroll movement. "slow", "normal" or "fast" can be specified. The specific speed is defined in the operational guidelines.
- <marquee-play-count >: This specifies the number of times of scrolls. A numerical value or "infinite" can be specified.

3.3.3.5 arib-tt:ruby

The arib-tt:ruby attribute specifies that a specified element is ruby. And this attribute associates the specified element to an element that includes a character string, which is subject to ruby, in the same ARIB-TTML document. For instance, a span element contains character string for ruby and has arib-tt:ruby attribute with value of 'ruby_1'. This element, span1, is an element for ruby. Another span element, span2, contains character string which is subject to ruby and has xml:id attribute with value of 'ruby_1'. The span1 element is associated to as ruby for span2 by reference xml:id and arib-tt:ruby attributes in these elements with the same value. arib-tt:ruby attribute can be specified to div element, p element and span element. Table 3-10 shows syntax of the arib-tt:ruby attribute.

Table 3-10: Syntax of arib-tt:ruby attribute

<code><xsd:attribute name="ruby" type="xsd:string"/></code>

Semantics of arib-tt:ruby attribute:

ruby: A value of xml:id attribute of an element that is subject to ruby.

3.3.3.6 arib-tt:text-shadow

arib-tt:text-shadow attribute is used when a shadow is drawn around letters. This attribute collectively specifies horizontal position, vertical position, blur distance and the color of the shadow. This attribute can be specified to style element, body element, div element, p element and span element. Table 3-11 shows syntax of the arib-tt:text-shadow attribute.

Table 3-11: Syntax of arib-tt:text-shadow attribute

<code><xsd:attribute name="text-shadow" type="xsd:string"/></code>
--

Semantics of the arib-tt:text-shadow attribute:

text-shadow: This is a character string that specifies the following four values collectively in the following order by separating them with a space: < offset-x>, <offset-y>, < blur-radius> and <color>. (E.g.: arib-tt:text-shadow = "5px 5px 2px blue")

- <offset-x>: This specifies the position of the horizontal shadow in a pixel value (px). The shadow moves right when a positive value is specified. The shadow moves left when a negative value is specified.
- <offset-y>: This specifies the position of the vertical shadow in a pixel value (px). The shadow moves downward when a positive value is specified. The shadow moves upward when a negative value is specified.
- <blur-radius>: This specifies the radius of the shadow's blur in a pixel value (px).
- <color>: This specifies the color of the shadow. For the method of specifying a color, follow the specification described in Section 3.5.5.

3.4 Referencing Resources from the ARIB-TTML document

3.4.1 Referencing resources transmitted over broadcast

For the case when the ARIB-TTML document and a resource that is referenced from the ARIB-TTML document are broadcasted in the same service, resource reference by URL shown in Table 3-12 should be used to specify the resource from the ARIB-TTML document.

Table 3-12: Resource reference used by an ARIB-TTML document for a resource in MMT broadcast signal

<code>subt://<subsample_index></code>

Semantics of <subsample_index>:

This is the sub-sample number of a resource in the same closed caption data transmission unit. An ARIB-TTML document is always placed at the beginning (sub-sample number = 0). The sub-sample number, which is placed for the second sub-sample (sub-sample number 1) or later,

is specified.

A resource that can be referenced using the method above is limited to that transmitted in the same closed caption data transmission unit as the referencing ARIB-TTML document. The resource is valid during after receiving the applicable transmission unit and before receiving the next transmission unit. Once the next transmission unit including the ARIB-TTML document has been received, a resource included in the previous transmission unit is removed from the cache of the receiver and the availability of referenced resource is not guaranteed. MPU is used as a closed caption data transmission unit in MMT.

3.4.2 Referencing receiver's built-in sound

Resource reference shown in Table 3-13 should be used to play the receiver's built-in sound by audio element in an ARIB-TTML document.

Table 3-13: Resource reference used by an ARIB-TTML document for receiver's built-in sound

romsound://<sound_id>

Semantics of <sound_id>:

The number of the sound source of the receiver's built-in sound (an integer value greater than or equal to 0) is specified.

3.5 Font

3.5.1 Font-family

If round gothic, round gothic bold or gothic is specified as the font-family attribute in an ARIB-TTML document, letters must be displayed in an appropriate corresponding font style. If other values for font-family are specified, font style selected by such values is up to receiver implementation. For Latin fonts, letters are shown in proportional font if sans-serif is specified as the generic-family, and letters are shown in fixed-width font if monospace is specified.

3.5.2 Specifying non-built-in font including Gaiji

If the arib-tt:font-face element defined in Section 3.3.2.1 is specified, the receiver uses a specified non-built-in font. In broadcasting signal, a font file simultaneously transmitted with an ARIB-TTML document is used, which is referenced in a way defined in Section 3.4.1. Available formats of font file are in accordance with volume, Part 2, Section 5.5 of this standard.

Table 3-14 shows an example ARIB-TTML document to display Gaiji by a non-built-in font. In this example, the non-built-in font file is transmitted in a unit referenced as the sub-sample number 1 in the same transmission unit with the ARIB-TTML document. The file is referenced with "subt: //1".

Table 3-14: Example ARIB-TTML document for Gaiji using non-built-in font

```
<?xml version="1.0" encoding="UTF-8"?>
<tt xmlns="http://www.w3.org/ns/ttml"
    xmlns:arib-tt="http://www.arib.or.jp/ns/arib-ttml/v1_0"
    xmlns:smppte="http://www.smppte-ra.org/schemas/2052-1/2013/smppte-tt"
    xml:lang="ja">
  <head>
    <styling>
      <arib-tt:font-face font-family="extChar1" unicode-range="U+E000">
        <arib-tt:src url="subt://1" format="svg"/>
      </arib-tt:font-face>
    </styling>
  </head>
  <body>
    <div>
      <p begin="00:00:03" end="00:00:06">display supplemental characters &#xe000;</p>
    </div>
  </body>
</tt>
```

3.5.3 Font-size

A font size is specified by font-size attribute in a pixel (px) unit. A single value or two values separated with a space can be specified. When a single value is specified, the value indicates the font height. When two values are specified, the former indicates the font width and the latter indicates the font height.

3.5.4 Font-weight

A font weight is specified by font-weight attribute. If normal or bold is specified, actual font weight is defined in the operational guidelines.

3.5.5 Color

A font color is specified by color attribute by 256 steps of red, green, blue and transparency. A font color can be specified for each character. A font color can be specified using a color name, #rrggbb (red, green and blue in 2-digit hexadecimal), or #rrggbbaa (red, green, blue, and transparency in 2-digit hexadecimal). The available color names are defined separately in the operational guidelines.

3.6 Audio playback

If arib-tt:audio element defined in Section 3.3.2.3 is specified, audio clip and the receiver's built-in sound are played while effective valid ARIB-TTML document is presented.

3.6.1 Audio clip file

In broadcasting, if an audio clip file and an ARIB-TTML document are transmitted simultaneously and the ARIB-TTML document refers the audio clip file using the resource reference defined in Section 3.4.1, a relevant audio clip file is played. Available coding schemes for audio clip are PCM (AIFF-C), MP3, MPEG-2 AAC and MPEG-4 AAC defined in Volume 1, Part 2 of this standard.

3.6.2 Receiver's built-in sound

If receiver's built-in sound is referenced using resource reference defined in Section 3.4.2, relevant built-in sound is played. The sound_id value, which is defined separately in the operational guidelines, is used to select sound.

3.7 Displaying images

Images should be able to be displayed using the smpte:backgroundImage attribute defined in the SMPTE-TT standard [2] as described below.

3.7.1 Images embedded in an ARIB-TTML document

Image data can be embedded in an ARIB-TTML document using the smpte:image element that is defined in the SMPTE-TT standard. By referencing an id attribute of the smpte:image element, smpte:backgroundImage attribute enables to render it. Coding scheme of such embedded images is PNG defined in Volume 1, Part 2 of this standard. Table 3-15 shows an example of an ARIB-TTML document in which image data is embedded. In this example, "Img1" is an id value of smpte-image element which contains image data and the data is referenced by an smpte:backgroundImage attribute using "#Img1".

Table 3-15: An example ARIB-TTML document for embedded image data in the document

```
<?xml version="1.0" encoding="UTF-8"?>
<tt xmlns="http://www.w3.org/ns/ttml"
    xmlns:arib-tt="http://www.arib.or.jp/ns/arib-ttml/v1_0"
    xmlns:smpte="http://www.smpte-ra.org/schemas/2052-1/2013/smpte-tt"
    xml:lang="ja">
  <head>
    <metadata>
      <smpte:image xml:id="Img1" imageType="PNG" encoding="Base64">
        [Image data encoded in Base64]
        . . . . .
      </smpte:image>
    </metadata>
  </head>
  <body>
    <div>
      <div begin="00:00:05" end="00:00:10" smpte:backgroundImage="# Img1">
        <p>image display</p>
      </div>
    </div>
  </body>
</tt>
```

3.7.2 Reference to an external image resource of ARIB-TTML document

In broadcasting using the MMT, if image files transmitted simultaneously with an ARIB-TTML document are referenced by the `smpte:backgroundImage` attribute in the ARIB-TTML document using the resource reference defined in Section 3.4.1, content of the image files is displayed. Available coding schemes for such image files are PNG and SVG defined in Volume 1, Part 2 of this standard. Table 3-16 shows an example ARIB-TTML document for displaying an image in an external resource. In this example, an image file is transmitted in the same transmission unit and allocated as sub-sample number 1. The file is referenced using "subt://1".

Table 3-16: Example ARIB-TTML document for displaying an image in an external resource

```
<?xml version="1.0" encoding="UTF-8"?>
<tt xmlns="http://www.w3.org/ns/ttml"
    xmlns:arib-tt="http://www.arib.or.jp/ns/arib-ttml/v1_0"
    xmlns:smpte="http://www.smpte-ra.org/schemas/2052-1/2013/smpte-tt"
    xml:lang="ja">
  <head/>
  <body>
    <div>
      <div begin="00:00:05" end="00:00:10" smpte:backgroundImage="subt://1">
        <p>image display</p>
      </div>
    </div>
  </body>
</tt>
```

3.8 Clearing Screen

If an empty ARIB-TTML document (<tt></tt>) is received, it is considered as a clear screen command and therefore all closed captions that are being presented are cleared.

3.9 Default Value of the ARIB-TTML Document

The default values of attribute value, style and layout in an ARIB-TTML document are defined separately in the operational guidelines.

Chapter 4: Initialization

Table 4-1 shows the control information and initialization. Table 4-2 shows the initial status after initialization.

Table 4-1: Control information and initialization

Initialization operation item		Display screen	Audio play	Image	Non-built-in font
Control information					
Updating the additional identification information of closed captions *1		X	X	X	X
Closed Caption data	Updating the ARIB-TTML document (live mode) *2	X *3	X *3	X *3	X *3
	Updating the ARIB-TTML document (any mode other than live mode) *4	X	X	X	X
	Clearing screen (empty element)	X	X	X	X

Note)*1: In MMT, this information is placed in the MH-data coding scheme descriptor. In MPEG2-TS, this information is placed in the data coding scheme descriptor or DII message.

*2: This mode is engaged when the OPM (operation mode) value is "00" in the additional identification information of closed caption and super imposition transmission in MH-data coding scheme descriptor.

*3: Initialization is not performed only when "indefinite" is specified in the end attribute or dur attribute of an element in the ARIB-TTML document. For more detail, see Description 1e.

*4: Even if "indefinite" is specified in the end attribute or the dur attribute of an element in an ARIB-TTML document, initialization operation is performed and presentation is not continued.

Table 4-2: Initial status

Item	Initial status
Display screen	The screen is cleared. The presentation time control is in a state that is passed the time to finish presentation.
Audio play	Not playing. No data is held for audio clip.
Image	No data is held.
Non-built-in font	Reference to a non-built-in font is released and no data is held.

Chapter 5: Transmission of Closed Caption and Super impose

5.1 Transmission of Closed Caption and Super impose Using MMT

Closed captions and super impose are transmitted using the transmission method defined in ARIB STD-B60, Chapter 9.

5.2 Transmission of Closed Caption and Super impose Using MPEG-2 TS

The transmission method of the closed caption and super impose using the MPEG-2 TS is to be determined.

Description 1: Example of continuous presentation across multiple TTML documents in live mode

TTML is a data format that describes closed caption data for one video. Since one TTML document comprises of a complete data set, there is no relationship between multiple TTML documents. As an exception, the specification for the fragmented streaming of TTML is described as the Non-Normative (optional) specification in Annex L to TTML1 Recommendation. However, this optional specification does not support the case in which a set of presented closed caption survive across multiple TTML documents. Therefore, this standard introduced a mechanism to continuously present closed caption across multiple TTMLs. This section explains the mechanism.

Figure D1-1 shows an example in which continuous display of closed captions is required. In the example, 'String 4' in TTML-2 is the closed caption that needs to be presented until 50.856 seconds. However, the TTML document needs to be separated in order to transmit 'String5' in TTML-3. This example is assumed that it is in live broadcast, and the transmission of 'String5' has not been determined when transmitting TTML-2. In this case, change of TTML documents from TTML-2 to TTML-3 takes switching time and thus presentation of the closed captions will be interrupted temporarily. This situation is inevitable because even if the end attribute of the p element for 'String4' in TTML-2 is not specified, the screen must be cleared for presenting TTML-3 unless a TTML processor is instructed not to clear.

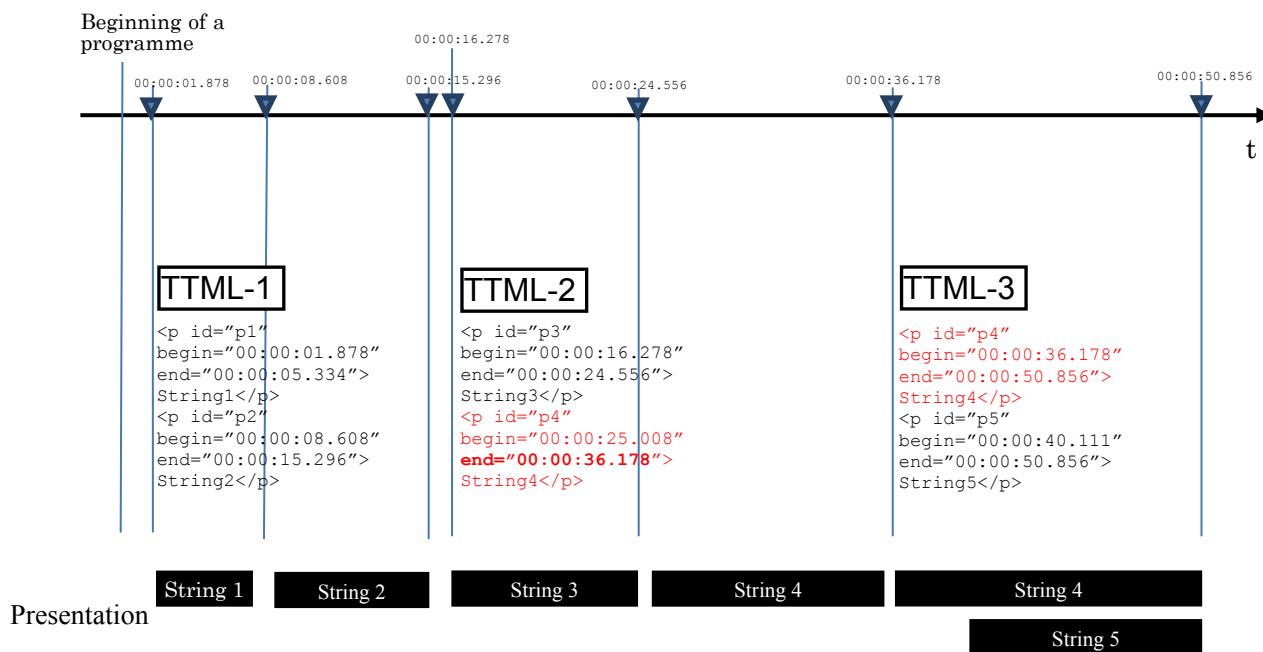


Fig. D1-1: A case which requires continuous presentation of the closed caption across multiple TTML documents

For this purpose, the constant, "indefinite" in the end attribute (or dur attribute) of the p element can be used to instruct the TTML processor to continue presenting content in the p element.

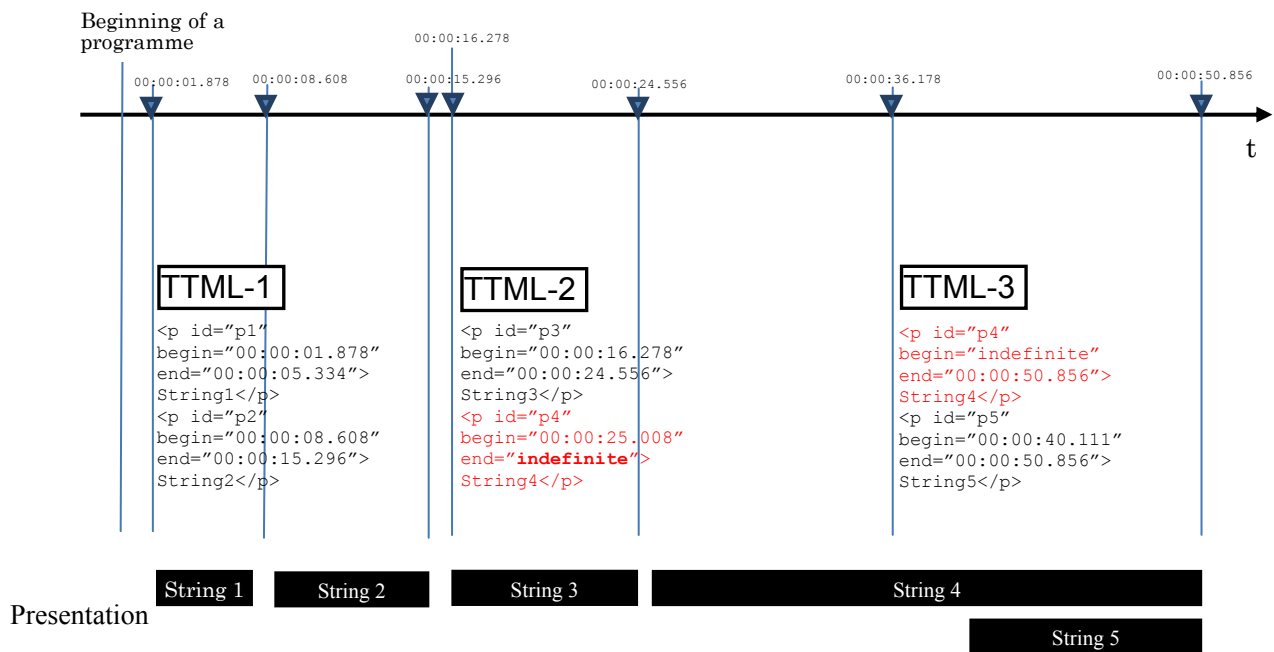


Fig. D1-2: A control of continuous presentation of the closed caption across multiple TTML documents

Figure D1-2 shows an example of specifying "indefinite" in the end attribute. As shown in the example, if there are closed captions that need to be presented continuously, "indefinite" can be specified as time description of the p element for 'String4' in TTML-2. In TTML-3 that is transmitted next, "indefinite" is also specified in the begin attribute of the element of the closed captions that are presented continuously. Relationship between these two elements in TTML-2 and TTML-3 is indicated by the same id attribute. Use of 'indefinite' in begin attribute and end attribute, and the use of the same value in id attribute enables to continuous presentation of 'String4'. A TTML processor parses a new TTML document, and replaces content of the node by existing content of the node which has the same id attribute. Please note that, as shown in Figure D1-2, the value of the applicable end attribute of the replaced p element in the DOM tree is overwritten with the value in a new TTML document, if the end attribute value of the p element is determined, as seen in the p element for 'String4' in TTML-3. Other DOM node values of the applicable p element are kept as those in TTML-2. It is preferred that other the DOM node values of an applicable p element are kept as those in TTML-2, regardless the sameness of property values of the element with the same id attribute, including style such as the presentation area, between TTML-2 and TTML-3. In addition, if "indefinite" is not set in the begin attribute of an element in TTML-3, initialization is performed soon after the parsing of TTML-3 is complete and the p element's begin attribute of the applicable id is determined. As a result, the closed captions are not presented continuously. If "indefinite" is not specified in any end attribute (or the dur attribute) of TTML-2, a receiver performs the initialization process when it starts receiving TTML-3.

MULTIMEDIA CODING SPECIFICATION FOR DIGITAL
BROADCASTING (SECOND GENERATION) ARIB STANDARD

ARIB STD-B62 VERSION 1.0-E1 (Fascicle 1)
(July 31, 2014)

This Document is based on the ARIB standard of “MULTIMEDIA
CODING SPECIFICATION FOR DIGITAL BROADCASTING
(SECOND GENERATION)” in Japanese edition and translated into
English in January, 2015.

Published by

Association of Radio Industries and Businesses

11F, Nittochi Building
1-4-1 Kasumigaseki, Chiyoda-ku, Tokyo 100-0013, Japan

TEL 81-3-5510-8590
FAX 81-3-3592-1103

Printed in Japan
All rights reserved
